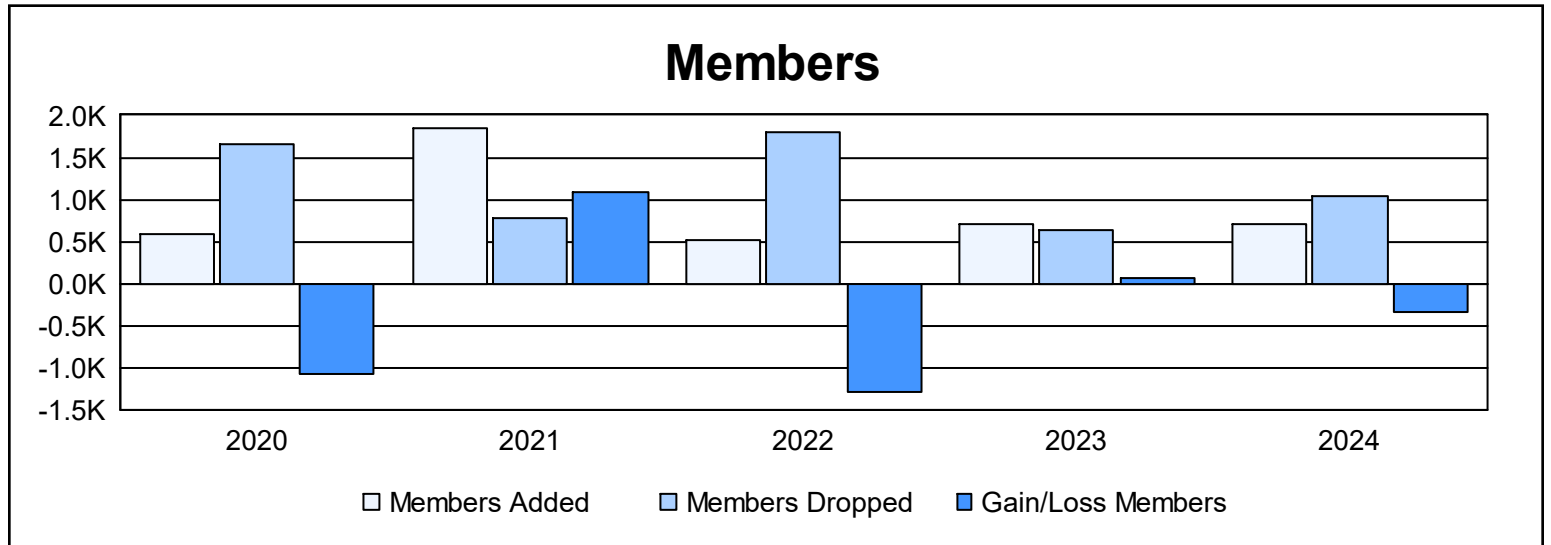
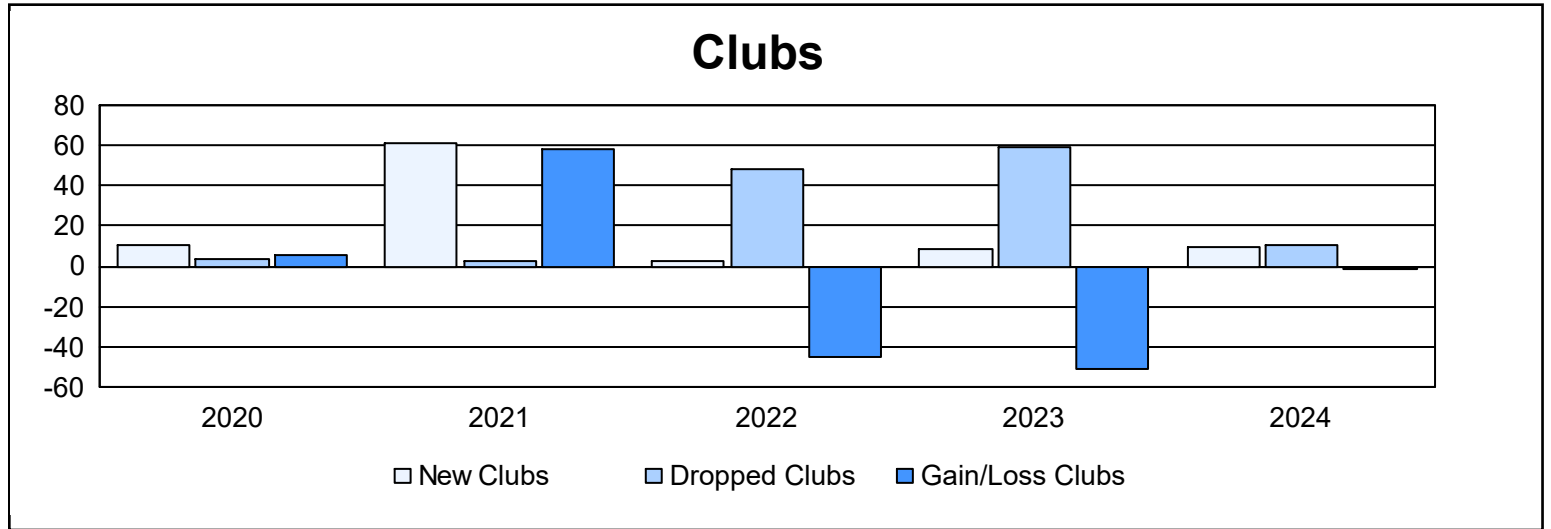
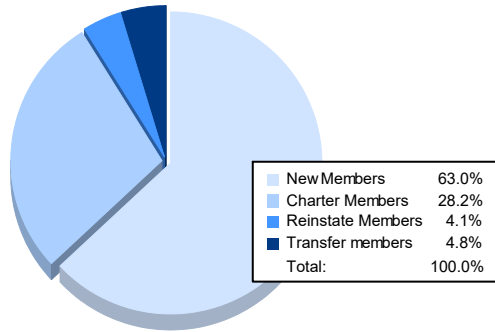


Year	New Clubs	Dropped Clubs	Gain/ Loss Clubs	New Members	Charter Members	Reinstate Members	Transfer Members	Total Member Added	Total Members Dropped	Gain/ Loss Members
2019-2020	10	4	6	240	244	5	85	574	1,653	-1,079
2020-2021	61	3	58	485	1,346	20	3	1,854	778	1,076
2021-2022	3	48	-45	359	119	9	19	506	1,801	-1,295
2022-2023	8	59	-51	302	293	33	72	700	636	64
2023-2024	9	10	-1	447	200	29	34	710	1,040	-330
Average	18	25	-7	367	440	19	43	869	1,182	-313



Membership Composition June 2024 Cumulative



Gender Composition June 2024 Cumulative

