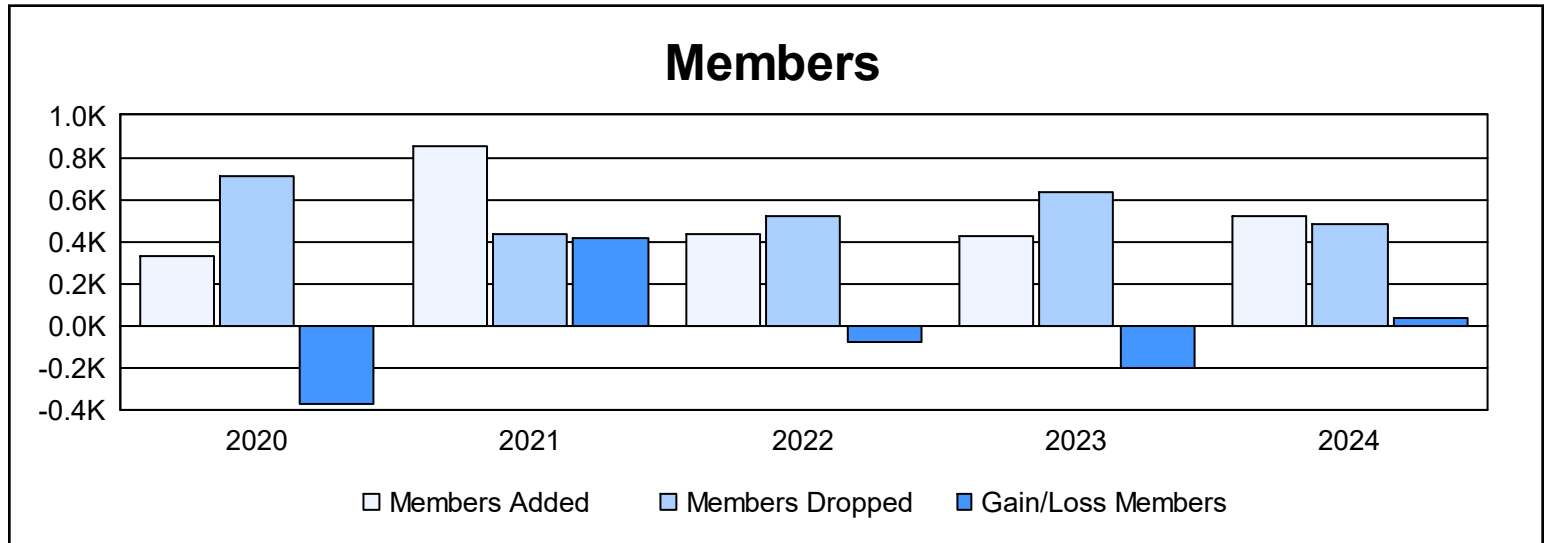
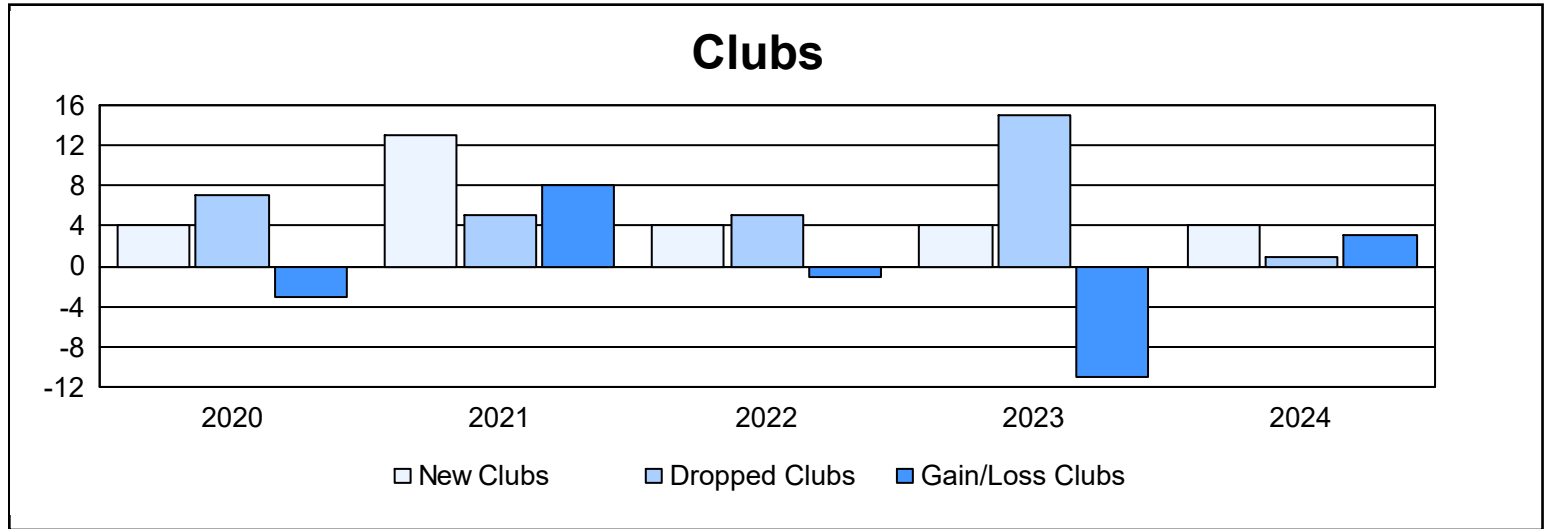
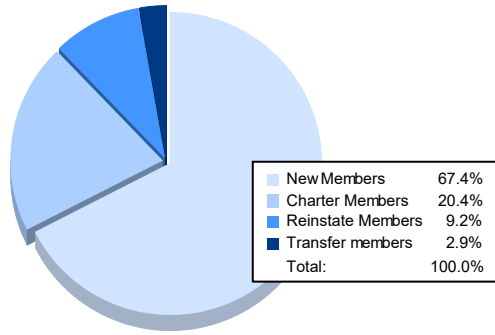


Year	New Clubs	Dropped Clubs	Gain/ Loss Clubs	New Members	Charter Members	Reinstate Members	Transfer Members	Total Member Added	Total Members Dropped	Gain/ Loss Members
2019-2020	4	7	-3	107	130	91	1	329	706	-377
2020-2021	13	5	8	388	313	136	13	850	430	420
2021-2022	4	5	-1	294	102	38	0	434	516	-82
2022-2023	4	15	-11	255	136	31	7	429	632	-203
2023-2024	4	1	3	350	106	48	15	519	479	40
<b>Average</b>	<b>6</b>	<b>7</b>	<b>-1</b>	<b>279</b>	<b>157</b>	<b>69</b>	<b>7</b>	<b>512</b>	<b>553</b>	<b>-40</b>



### Membership Composition June 2024 Cumulative



### Gender Composition June 2024 Cumulative

