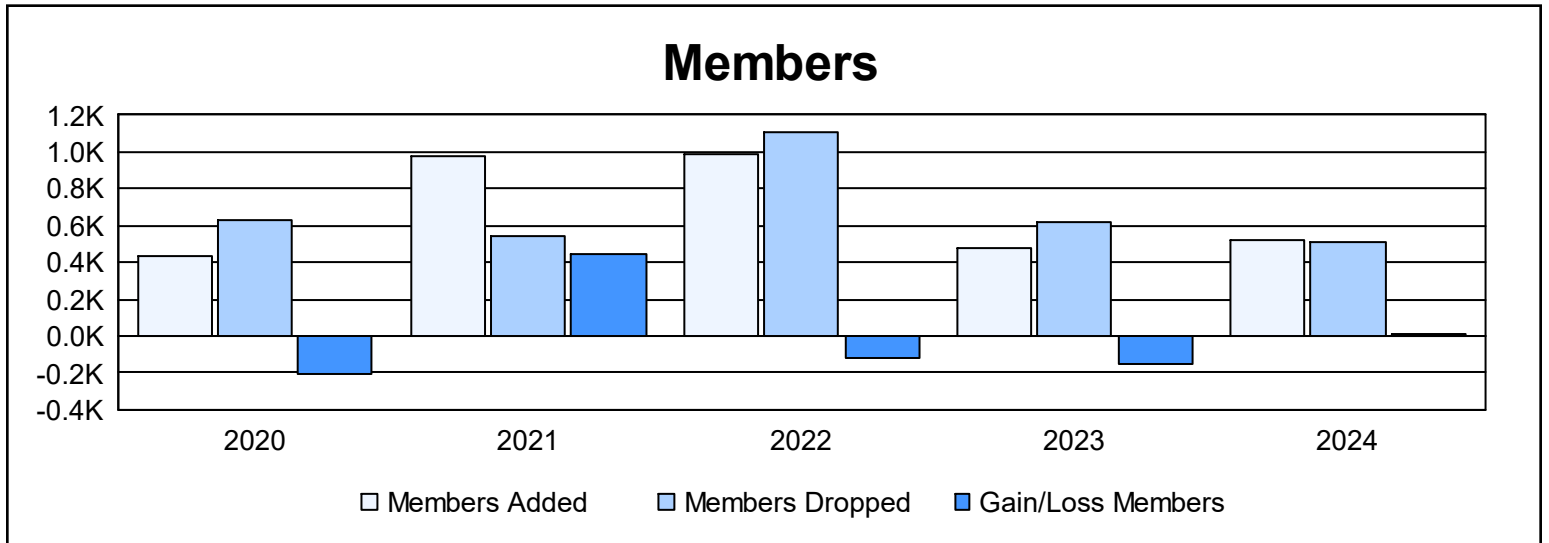
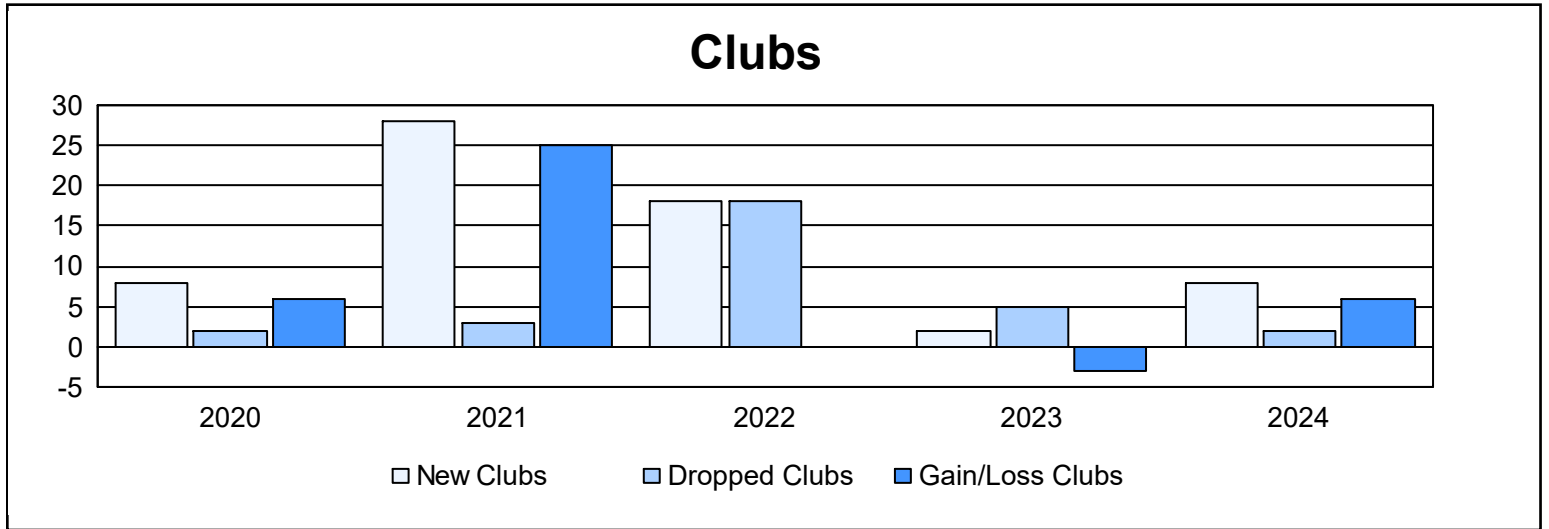
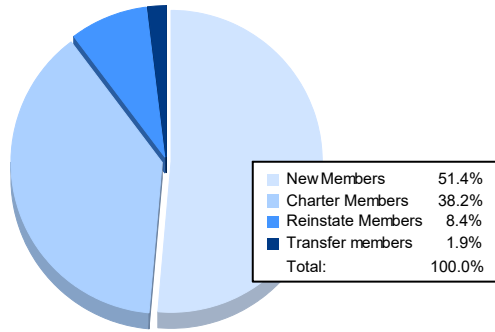


Year	New Clubs	Dropped Clubs	Gain/ Loss Clubs	New Members	Charter Members	Reinstate Members	Transfer Members	Total Member Added	Total Members Dropped	Gain/ Loss Members
2019-2020	8	2	6	147	165	116	3	431	634	-203
2020-2021	28	3	25	454	440	75	10	979	539	440
2021-2022	18	18	0	344	537	95	14	990	1,112	-122
2022-2023	2	5	-3	268	109	75	22	474	621	-147
2023-2024	8	2	6	268	199	44	10	521	515	6
<b>Average</b>	<b>13</b>	<b>6</b>	<b>7</b>	<b>296</b>	<b>290</b>	<b>81</b>	<b>12</b>	<b>679</b>	<b>684</b>	<b>-5</b>



### Membership Composition June 2024 Cumulative



### Gender Composition June 2024 Cumulative

