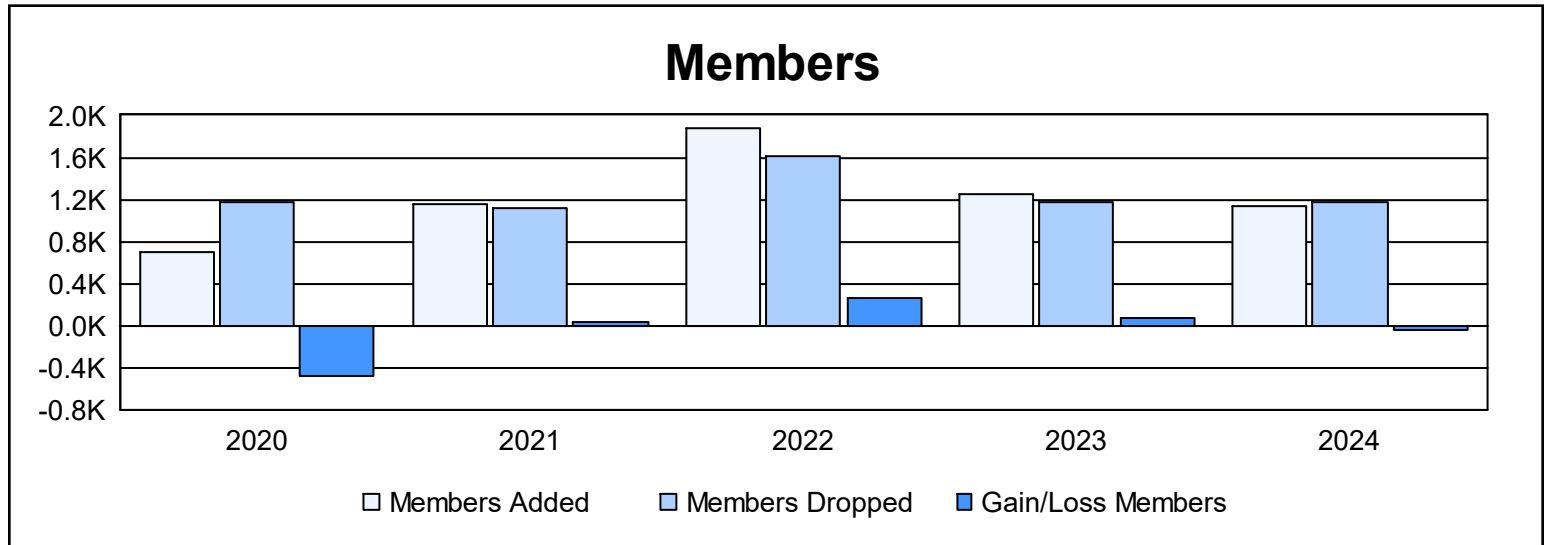
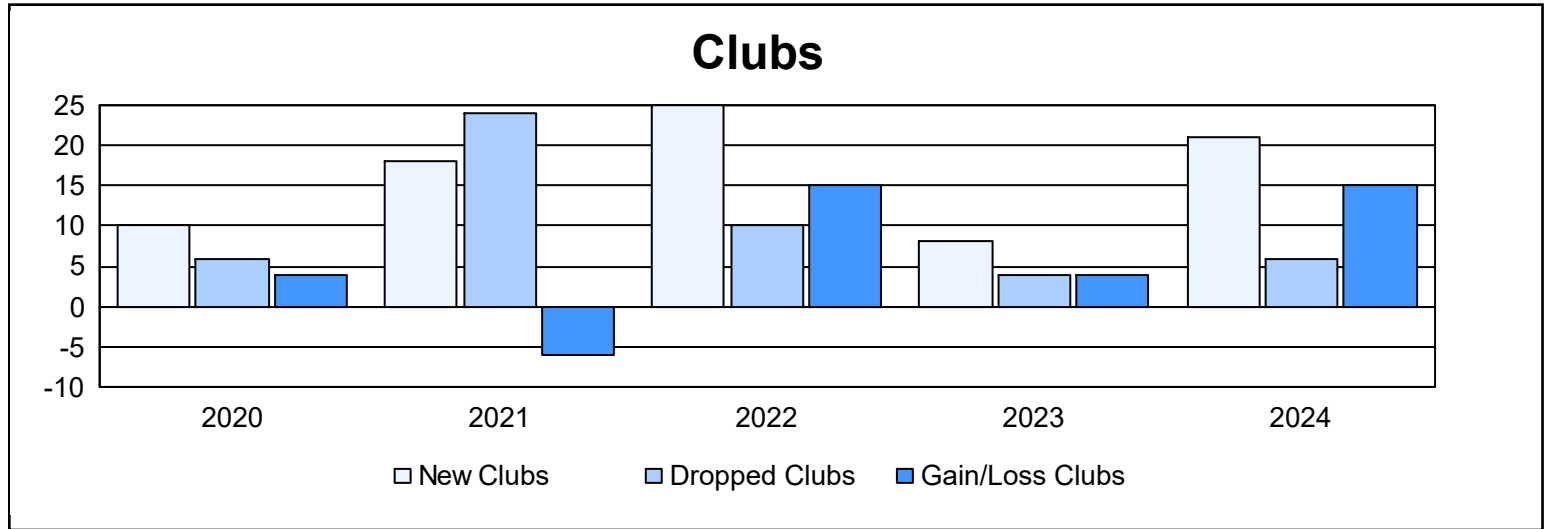
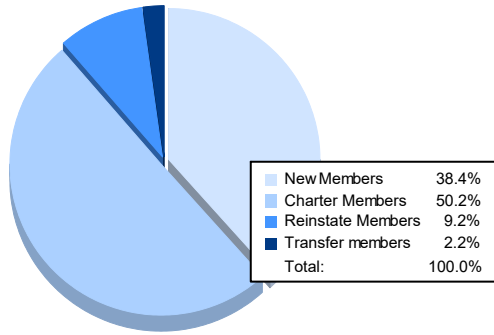


| Year | New Clubs | Dropped Clubs | Gain/ Loss Clubs | New Members | Charter Members | Reinstate Members | Transfer Members | Total Member Added | Total Members Dropped | Gain/ Loss Members |
|----------------|-----------|---------------|------------------|-------------|-----------------|-------------------|------------------|--------------------|-----------------------|--------------------|
| 2019-2020 | 10 | 6 | 4 | 332 | 276 | 80 | 7 | 695 | 1,174 | -479 |
| 2020-2021 | 18 | 24 | -6 | 676 | 440 | 32 | 2 | 1,150 | 1,113 | 37 |
| 2021-2022 | 25 | 10 | 15 | 873 | 812 | 142 | 40 | 1,867 | 1,613 | 254 |
| 2022-2023 | 8 | 4 | 4 | 600 | 472 | 134 | 37 | 1,243 | 1,166 | 77 |
| 2023-2024 | 21 | 6 | 15 | 433 | 566 | 104 | 25 | 1,128 | 1,174 | -46 |
| Average | 16 | 10 | 6 | 583 | 513 | 98 | 22 | 1,217 | 1,248 | -31 |



Membership Composition June 2024 Cumulative



Gender Composition June 2024 Cumulative

