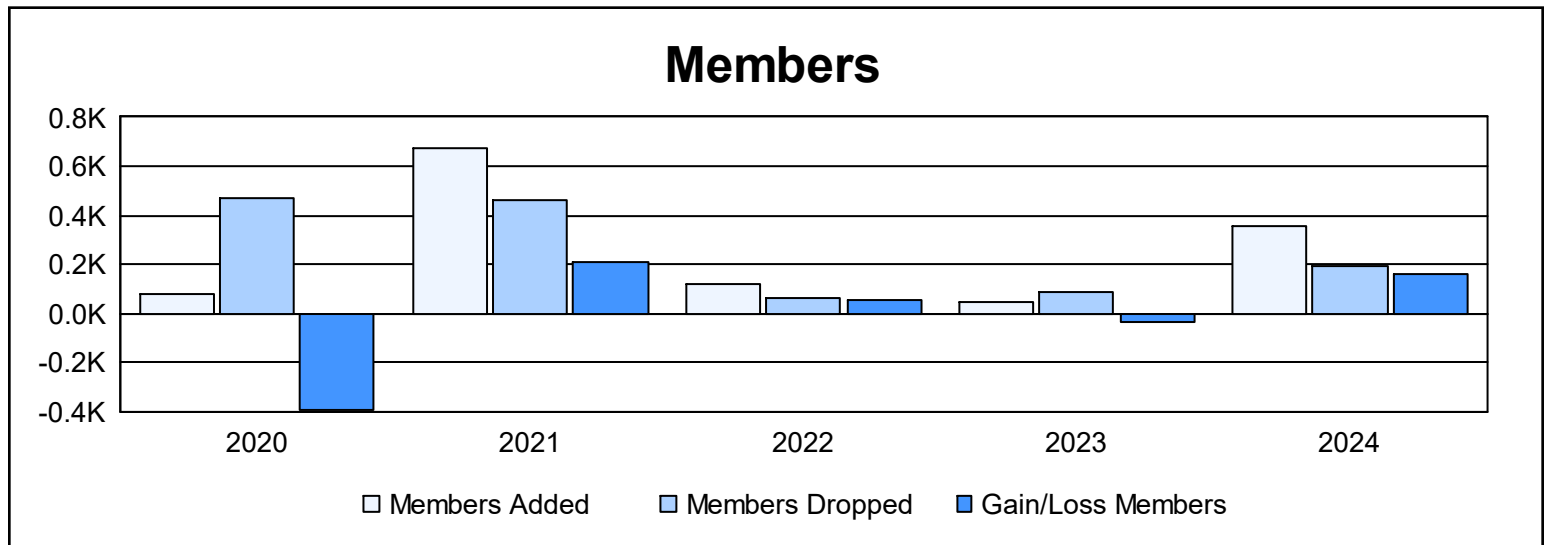
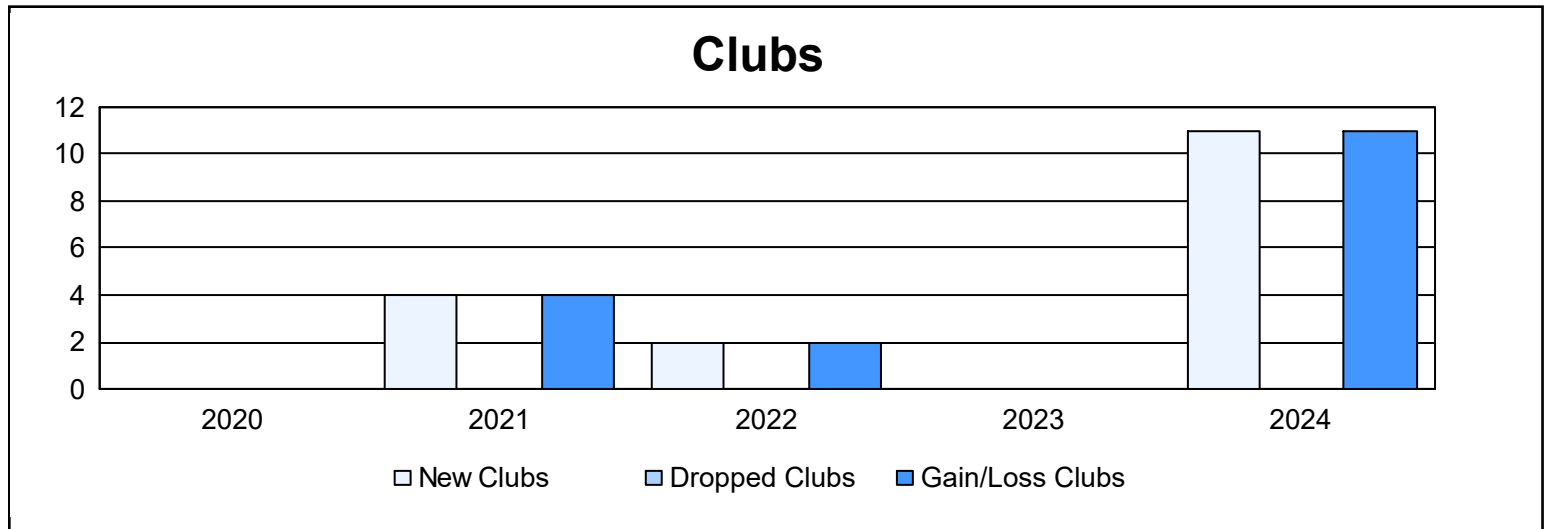
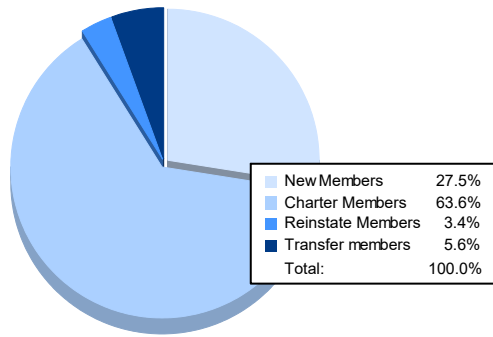


Year	New Clubs	Dropped Clubs	Gain/ Loss Clubs	New Members	Charter Members	Reinstate Members	Transfer Members	Total Member Added	Total Members Dropped	Gain/ Loss Members
2019-2020	0	0	0	40	4	22	12	78	470	-392
2020-2021	4	0	4	245	92	308	27	672	459	213
2021-2022	2	0	2	34	64	16	3	117	62	55
2022-2023	0	0	0	28	4	1	13	46	84	-38
2023-2024	11	0	11	98	227	12	20	357	197	160
<b>Average</b>	<b>3</b>	<b>0</b>	<b>3</b>	<b>89</b>	<b>78</b>	<b>72</b>	<b>15</b>	<b>254</b>	<b>254</b>	<b>0</b>



### Membership Composition June 2024 Cumulative



### Gender Composition June 2024 Cumulative

