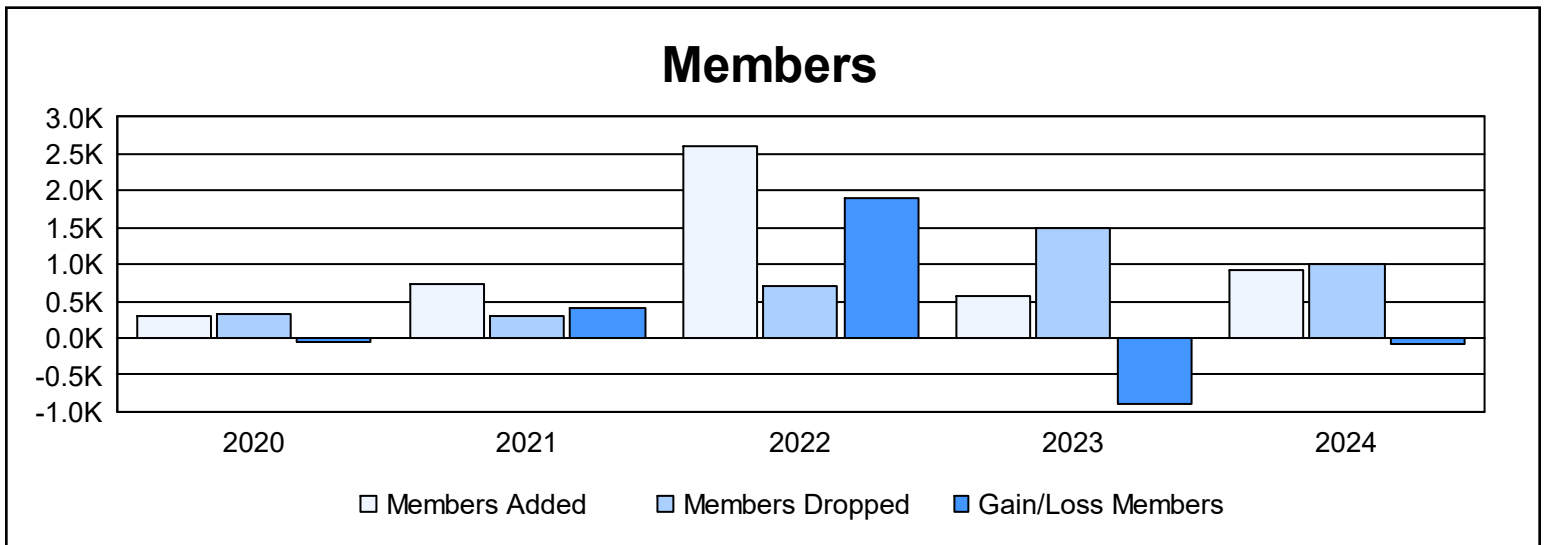
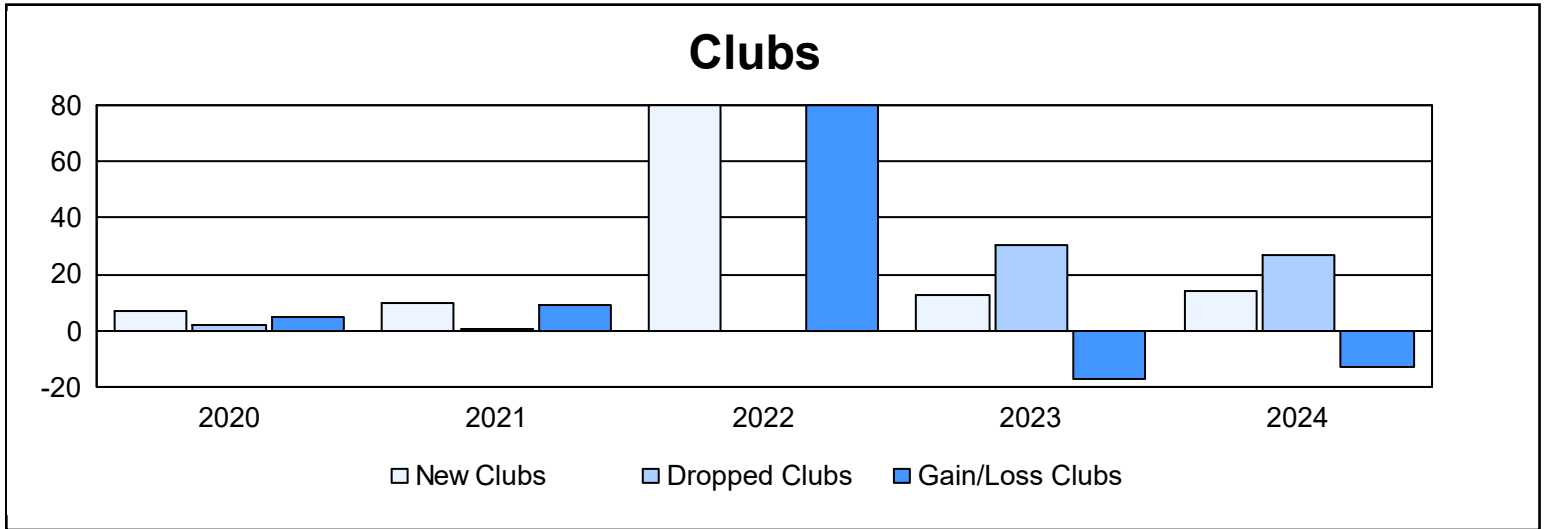
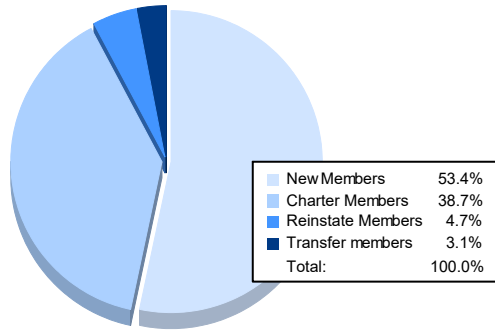


Year	New Clubs	Dropped Clubs	Gain/ Loss Clubs	New Members	Charter Members	Reinstate Members	Transfer Members	Total Member Added	Total Members Dropped	Gain/ Loss Members
2019-2020	7	2	5	111	181	2	1	295	338	-43
2020-2021	10	1	9	452	254	13	4	723	310	413
2021-2022	80	0	80	544	2,033	24	11	2,612	702	1,910
2022-2023	13	30	-17	217	318	20	24	579	1,488	-909
2023-2024	14	27	-13	498	361	44	29	932	1,016	-84
<b>Average</b>	<b>25</b>	<b>12</b>	<b>13</b>	<b>364</b>	<b>629</b>	<b>21</b>	<b>14</b>	<b>1,028</b>	<b>771</b>	<b>257</b>



### Membership Composition June 2024 Cumulative



### Gender Composition June 2024 Cumulative

