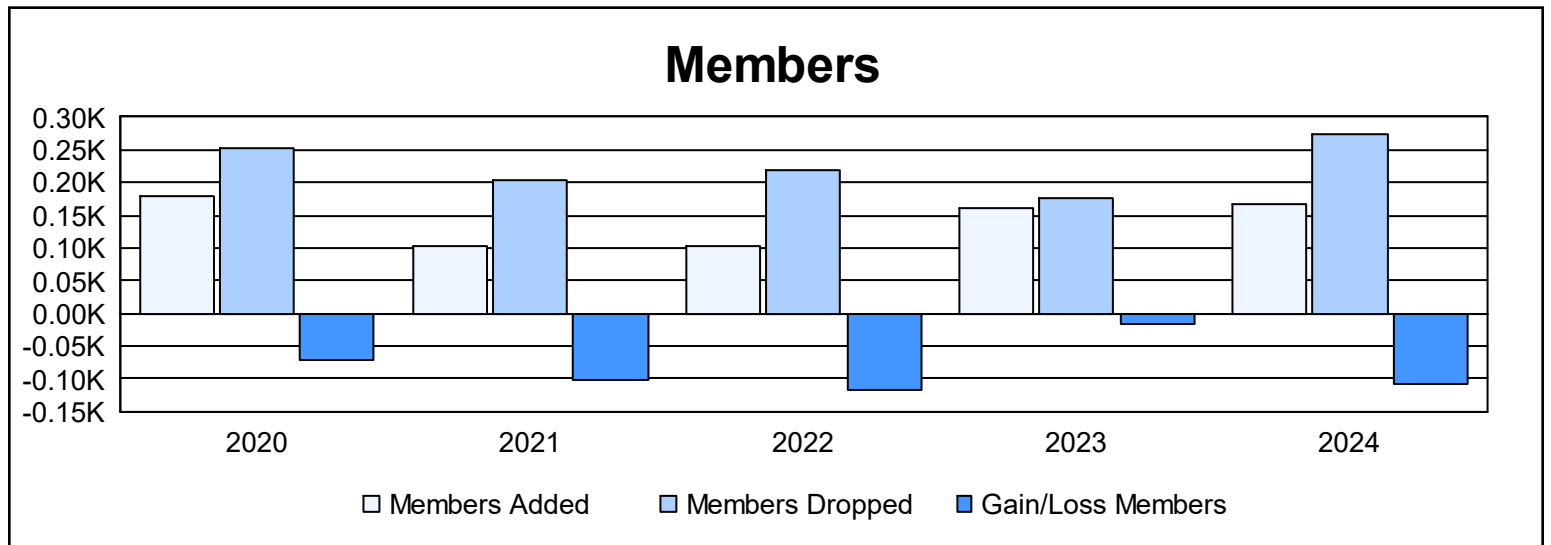
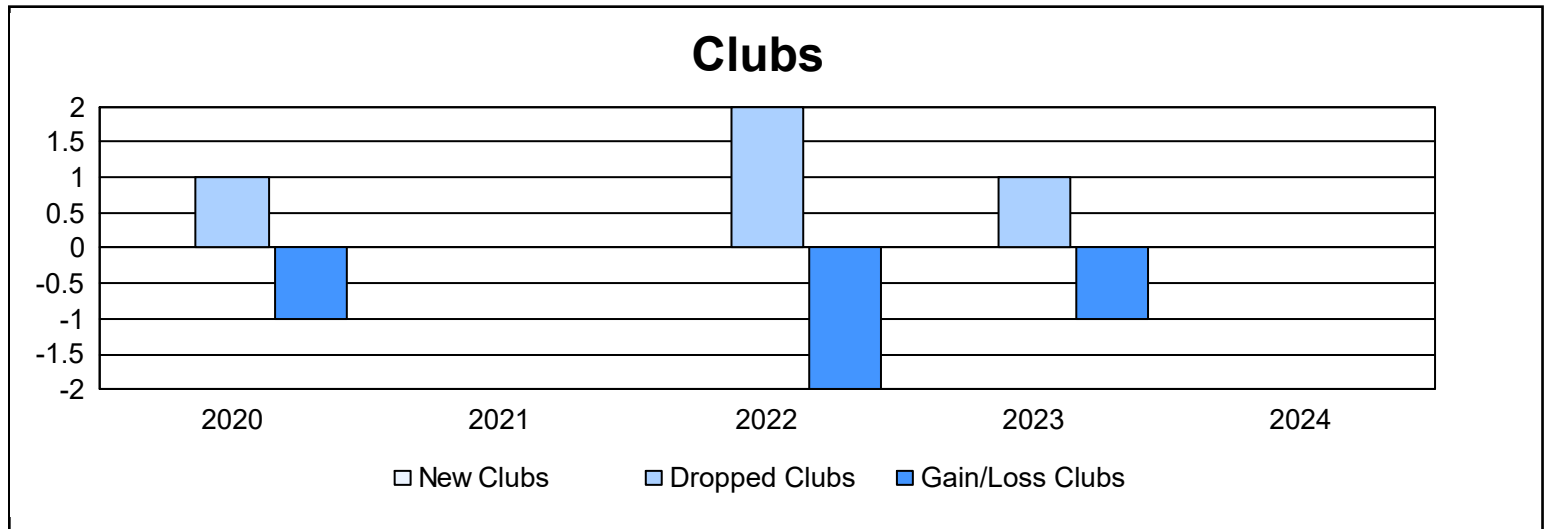
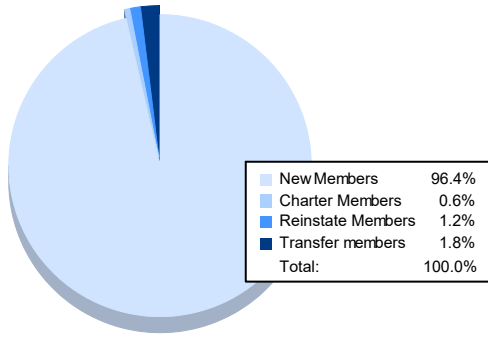


Year	New Clubs	Dropped Clubs	Gain/ Loss Clubs	New Members	Charter Members	Reinstate Members	Transfer Members	Total Member Added	Total Members Dropped	Gain/ Loss Members
2019-2020	0	1	-1	170	0	4	6	180	251	-71
2020-2021	0	0	0	94	1	3	5	103	204	-101
2021-2022	0	2	-2	98	0	4	0	102	219	-117
2022-2023	0	1	-1	153	0	0	7	160	177	-17
2023-2024	0	0	0	160	1	2	3	166	273	-107
<b>Average</b>	<b>0</b>	<b>1</b>	<b>-1</b>	<b>135</b>	<b>0</b>	<b>3</b>	<b>4</b>	<b>142</b>	<b>225</b>	<b>-83</b>



### Membership Composition June 2024 Cumulative



### Gender Composition June 2024 Cumulative

