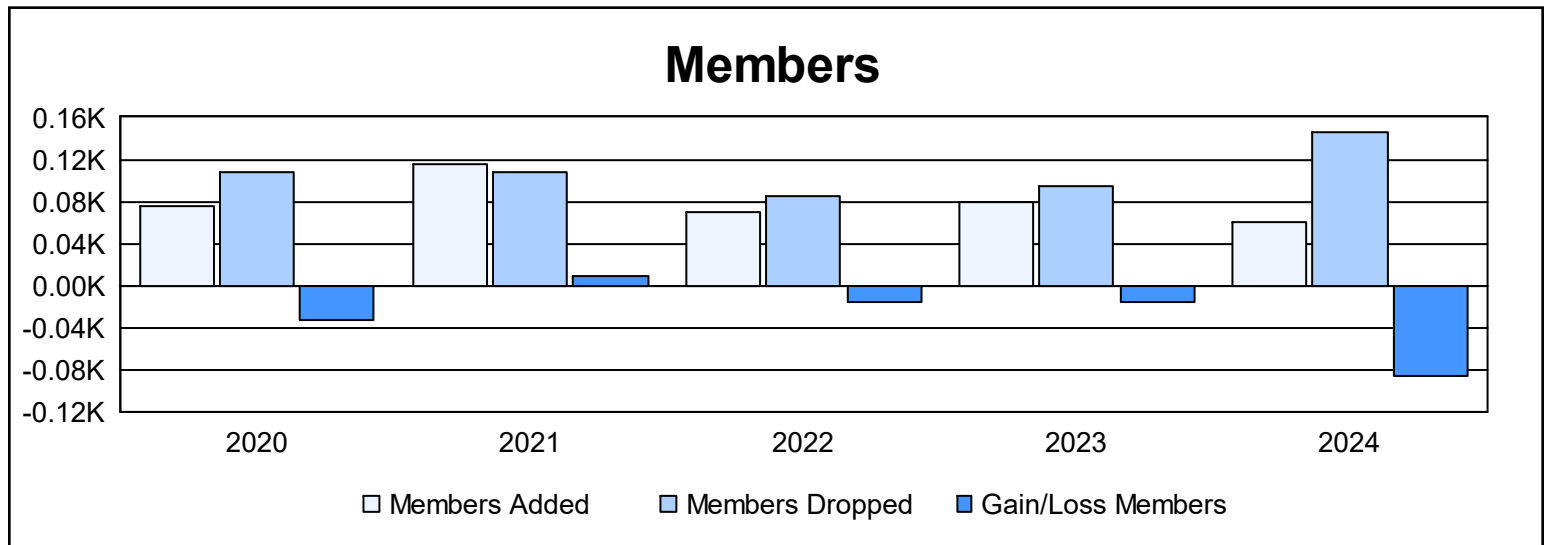
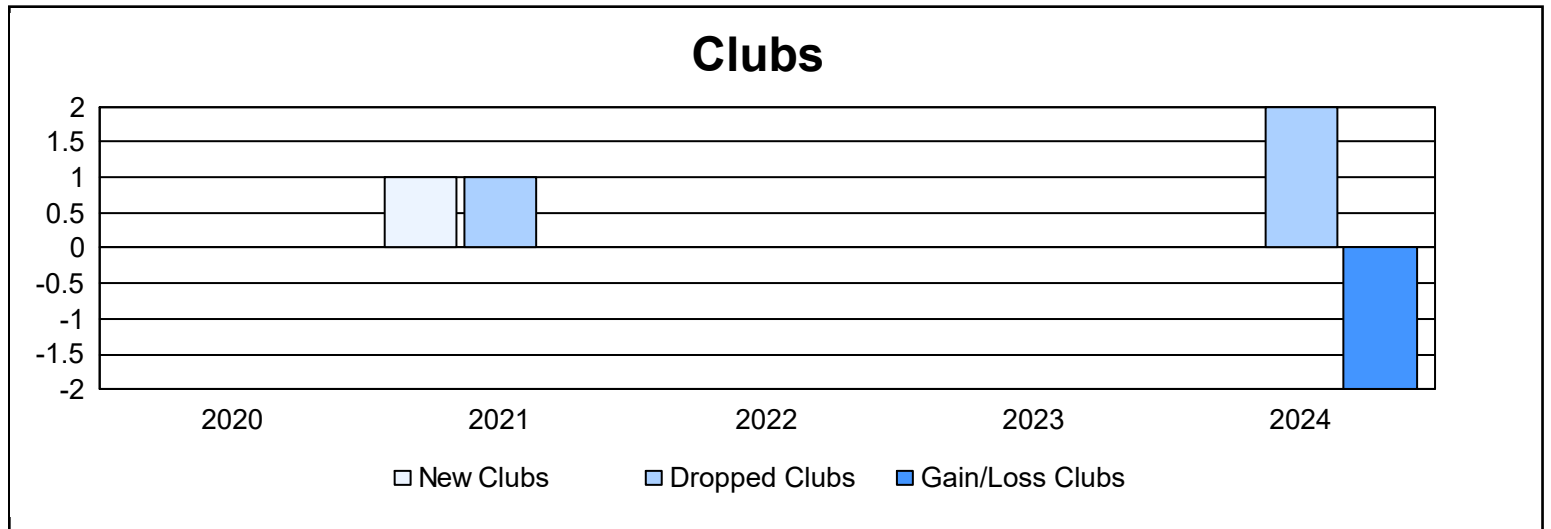
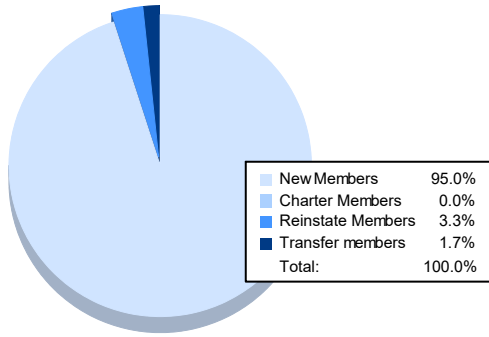


Year	New Clubs	Dropped Clubs	Gain/ Loss Clubs	New Members	Charter Members	Reinstate Members	Transfer Members	Total Member Added	Total Members Dropped	Gain/ Loss Members
2019-2020	0	0	0	73	0	2	0	75	107	-32
2020-2021	1	1	0	60	50	4	1	115	107	8
2021-2022	0	0	0	64	1	2	2	69	85	-16
2022-2023	0	0	0	80	0	0	0	80	95	-15
2023-2024	0	2	-2	57	0	2	1	60	146	-86
<b>Average</b>	<b>0</b>	<b>1</b>	<b>0</b>	<b>67</b>	<b>10</b>	<b>2</b>	<b>1</b>	<b>80</b>	<b>108</b>	<b>-28</b>



### Membership Composition June 2024 Cumulative



### Gender Composition June 2024 Cumulative

