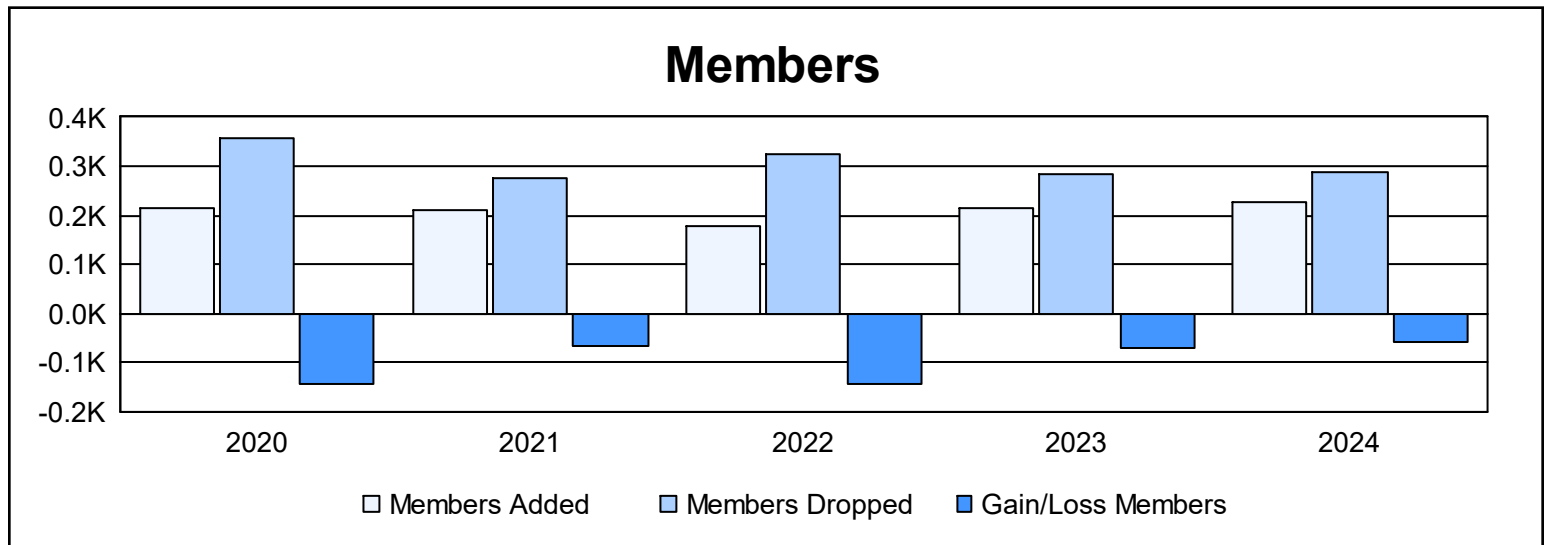
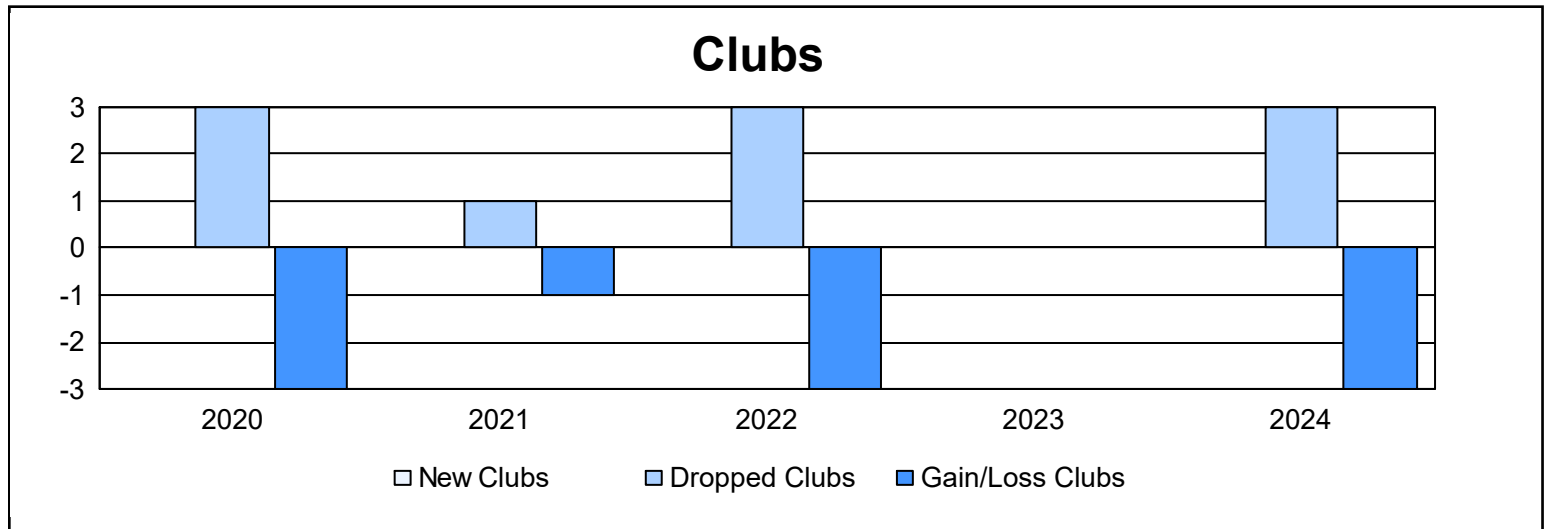
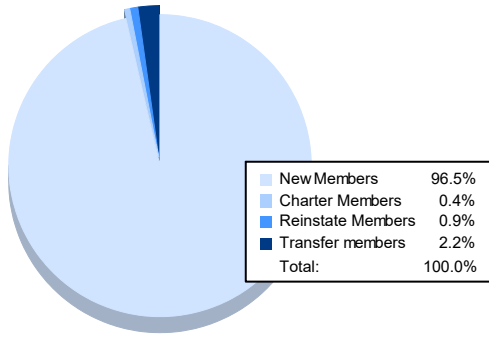


| Year | New Clubs | Dropped Clubs | Gain/ Loss Clubs | New Members | Charter Members | Reinstate Members | Transfer Members | Total Member Added | Total Members Dropped | Gain/ Loss Members |
|----------------|-----------|---------------|------------------|-------------|-----------------|-------------------|------------------|--------------------|-----------------------|--------------------|
| 2019-2020 | 0 | 3 | -3 | 196 | 1 | 1 | 17 | 215 | 358 | -143 |
| 2020-2021 | 0 | 1 | -1 | 193 | 0 | 3 | 15 | 211 | 277 | -66 |
| 2021-2022 | 0 | 3 | -3 | 173 | 0 | 3 | 3 | 179 | 324 | -145 |
| 2022-2023 | 0 | 0 | 0 | 196 | 0 | 8 | 10 | 214 | 285 | -71 |
| 2023-2024 | 0 | 3 | -3 | 219 | 1 | 2 | 5 | 227 | 287 | -60 |
| Average | 0 | 2 | -2 | 195 | 0 | 3 | 10 | 209 | 306 | -97 |



Membership Composition June 2024 Cumulative



Gender Composition June 2024 Cumulative

