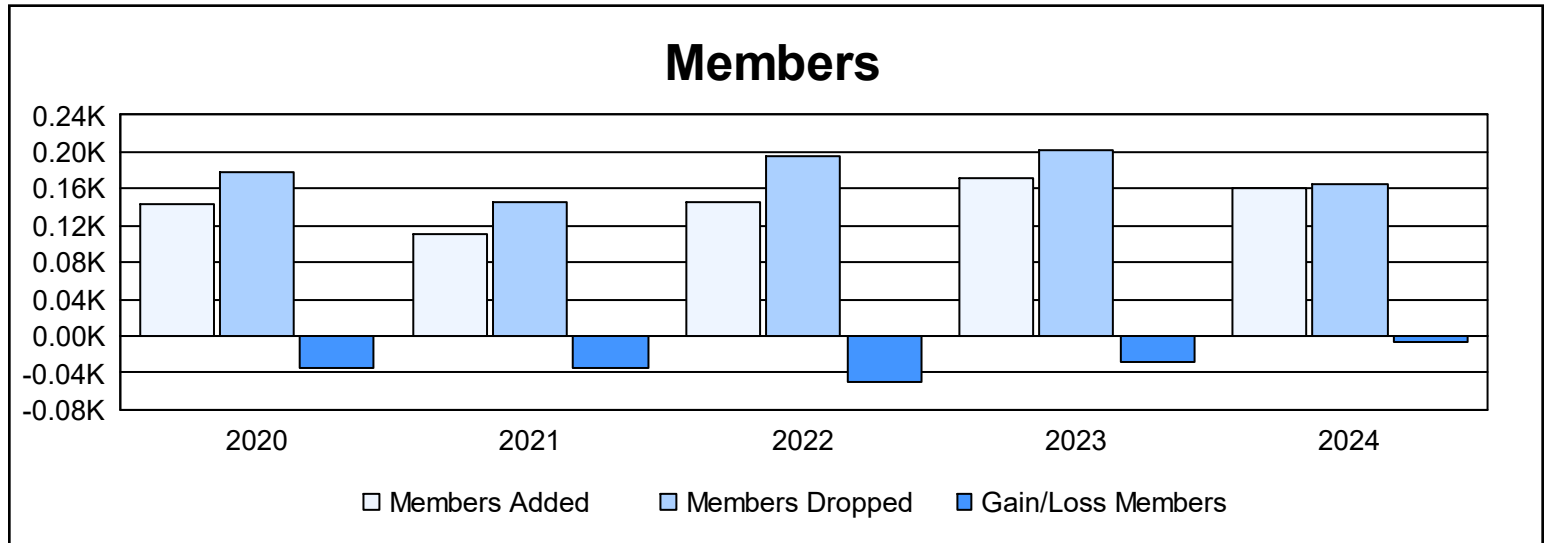
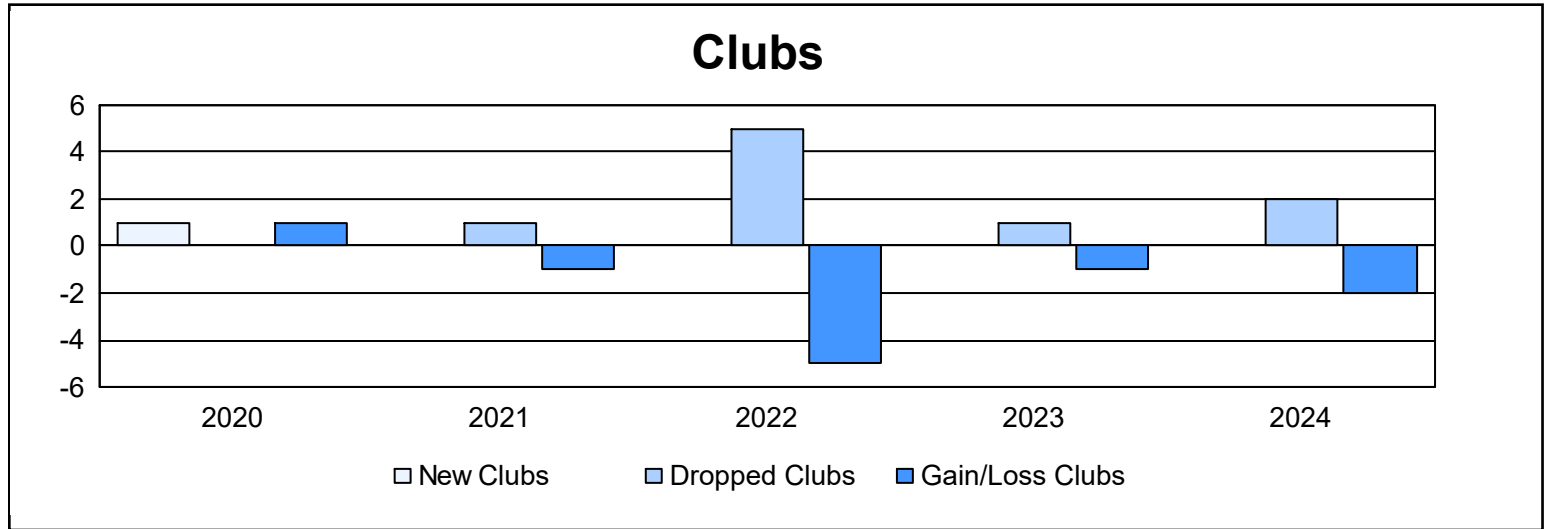
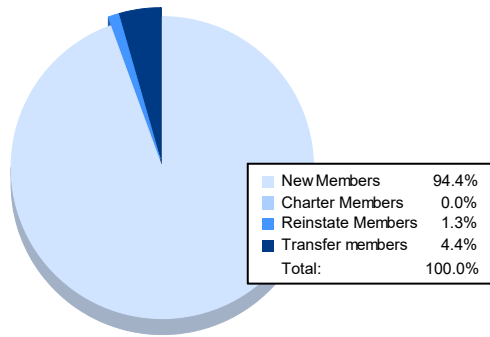


Year	New Clubs	Dropped Clubs	Gain/ Loss Clubs	New Members	Charter Members	Reinstate Members	Transfer Members	Total Member Added	Total Members Dropped	Gain/ Loss Members
2019-2020	1	0	1	110	20	6	7	143	177	-34
2020-2021	0	1	-1	100	0	6	5	111	145	-34
2021-2022	0	5	-5	130	1	7	8	146	196	-50
2022-2023	0	1	-1	145	0	24	3	172	201	-29
2023-2024	0	2	-2	151	0	2	7	160	166	-6
<b>Average</b>	<b>0</b>	<b>2</b>	<b>-2</b>	<b>127</b>	<b>4</b>	<b>9</b>	<b>6</b>	<b>146</b>	<b>177</b>	<b>-31</b>



### Membership Composition June 2024 Cumulative



### Gender Composition June 2024 Cumulative

