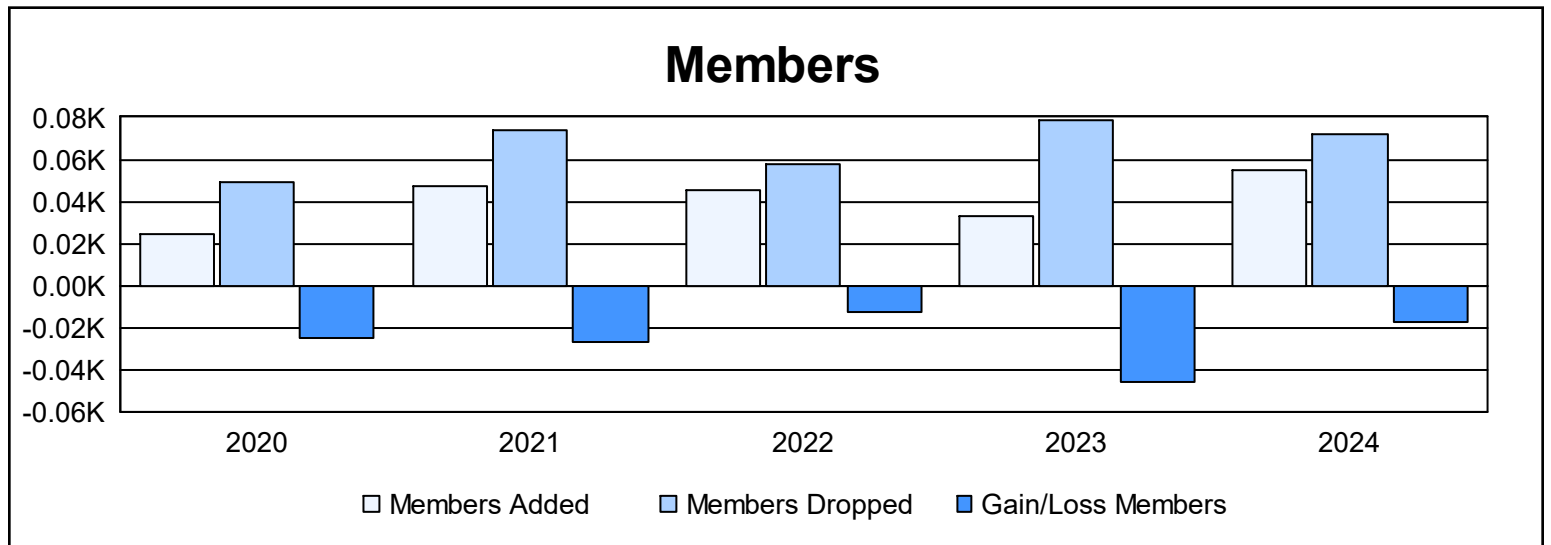
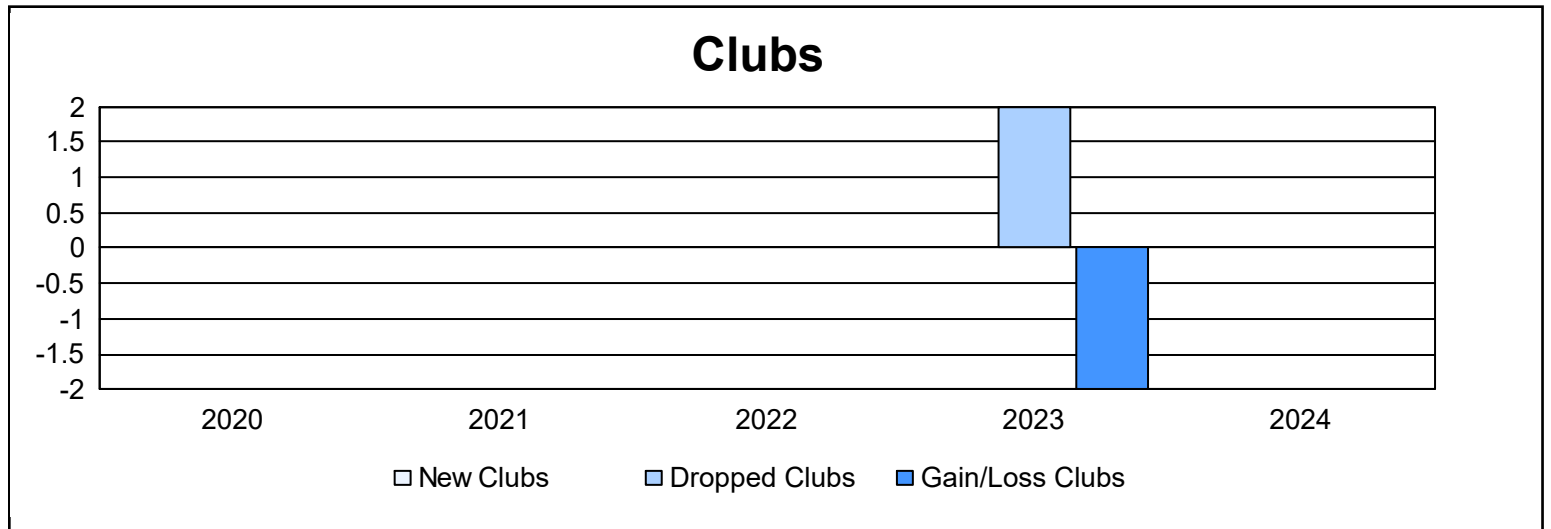
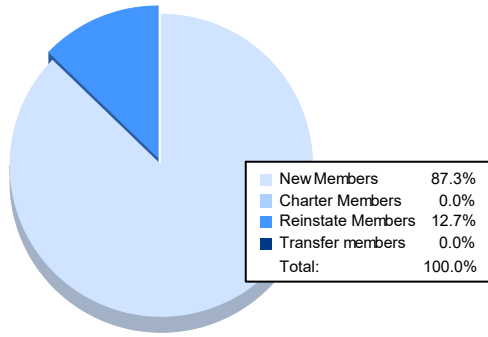


Year	New Clubs	Dropped Clubs	Gain/ Loss Clubs	New Members	Charter Members	Reinstate Members	Transfer Members	Total Member Added	Total Members Dropped	Gain/ Loss Members
2019-2020	0	0	0	22	1	1	0	24	49	-25
2020-2021	0	0	0	43	0	0	4	47	74	-27
2021-2022	0	0	0	44	0	1	0	45	58	-13
2022-2023	0	2	-2	28	0	2	3	33	79	-46
2023-2024	0	0	0	48	0	7	0	55	72	-17
<b>Average</b>	<b>0</b>	<b>0</b>	<b>0</b>	<b>37</b>	<b>0</b>	<b>2</b>	<b>1</b>	<b>41</b>	<b>66</b>	<b>-26</b>



### Membership Composition June 2024 Cumulative



### Gender Composition June 2024 Cumulative

