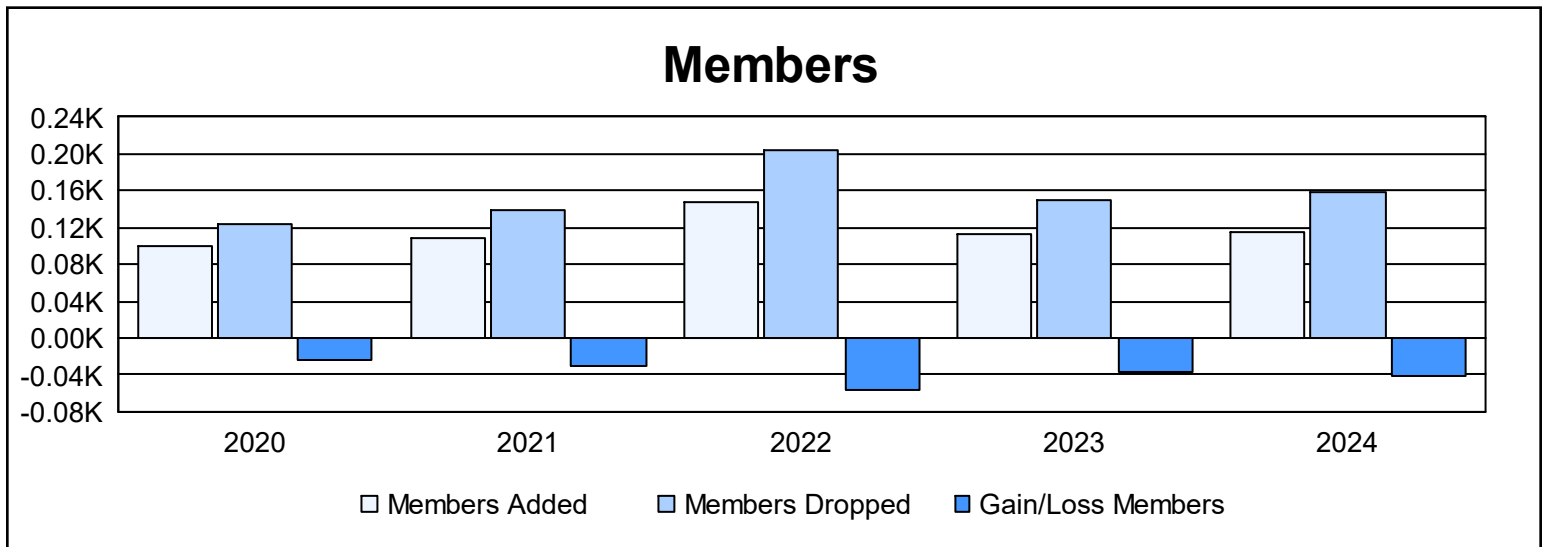
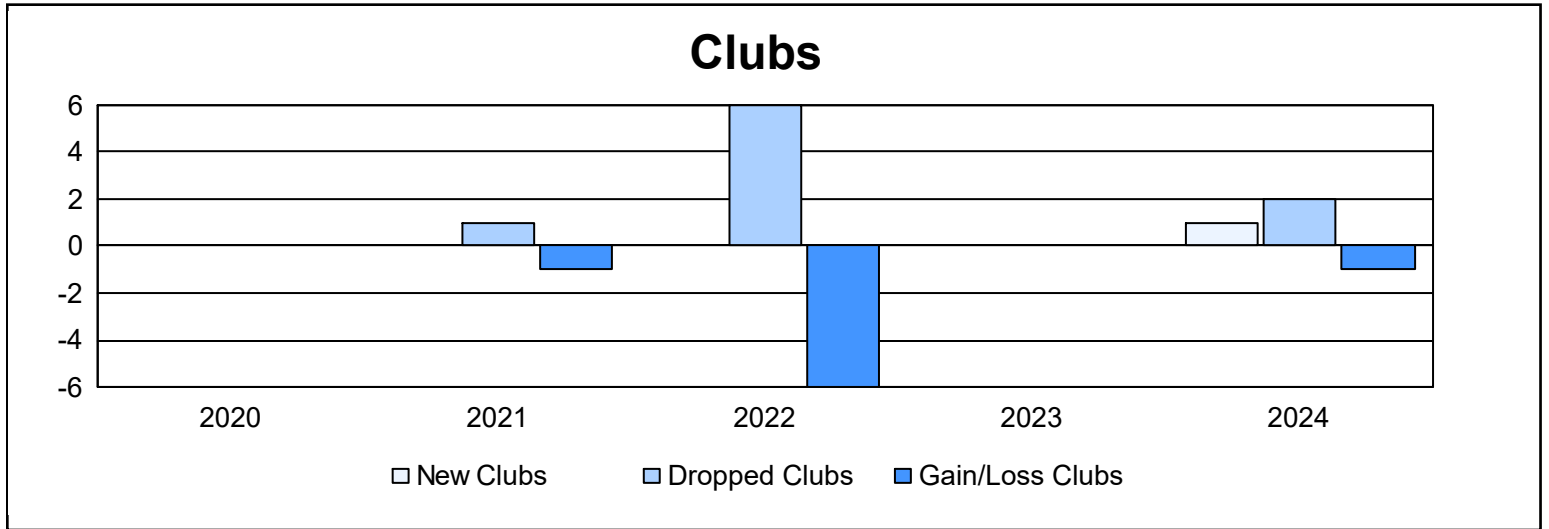
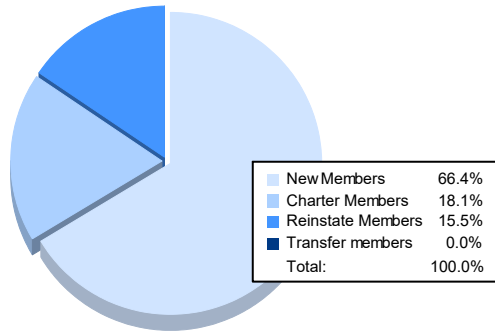


Year	New Clubs	Dropped Clubs	Gain/ Loss Clubs	New Members	Charter Members	Reinstate Members	Transfer Members	Total Member Added	Total Members Dropped	Gain/ Loss Members
2019-2020	0	0	0	82	2	7	8	99	123	-24
2020-2021	0	1	-1	95	0	9	5	109	140	-31
2021-2022	0	6	-6	125	3	7	13	148	205	-57
2022-2023	0	0	0	103	0	7	3	113	149	-36
2023-2024	1	2	-1	77	21	18	0	116	158	-42
<b>Average</b>	<b>0</b>	<b>2</b>	<b>-2</b>	<b>96</b>	<b>5</b>	<b>10</b>	<b>6</b>	<b>117</b>	<b>155</b>	<b>-38</b>



### Membership Composition June 2024 Cumulative



### Gender Composition June 2024 Cumulative

