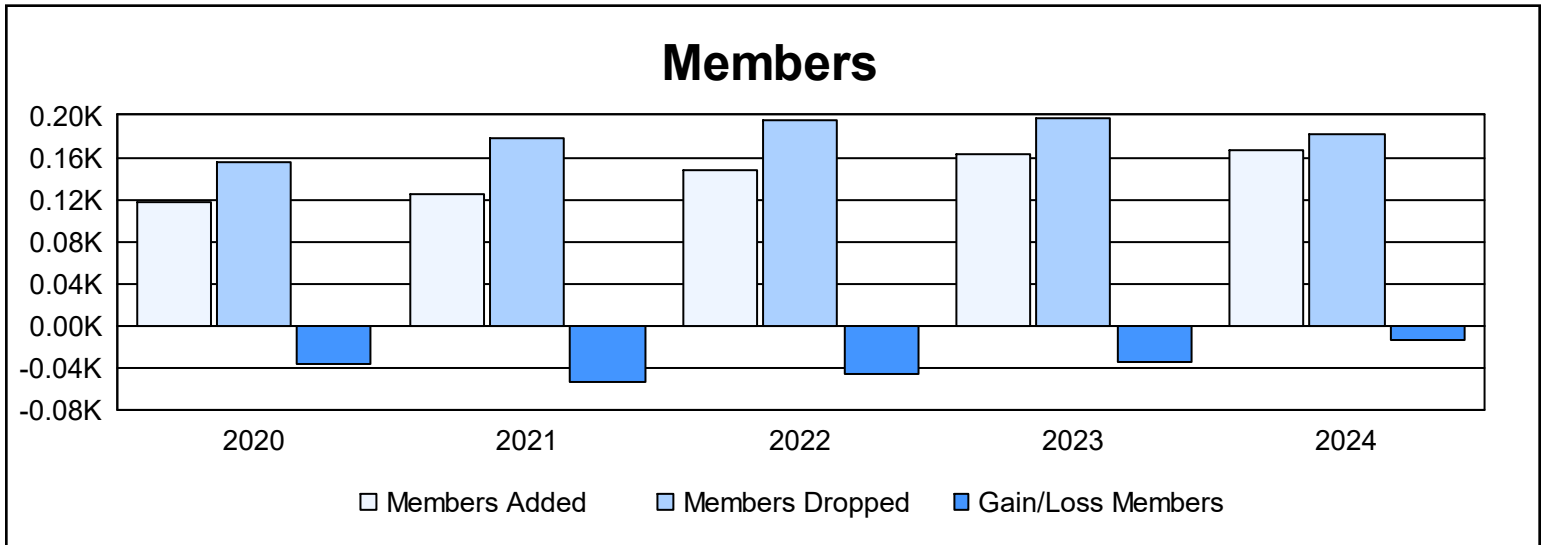
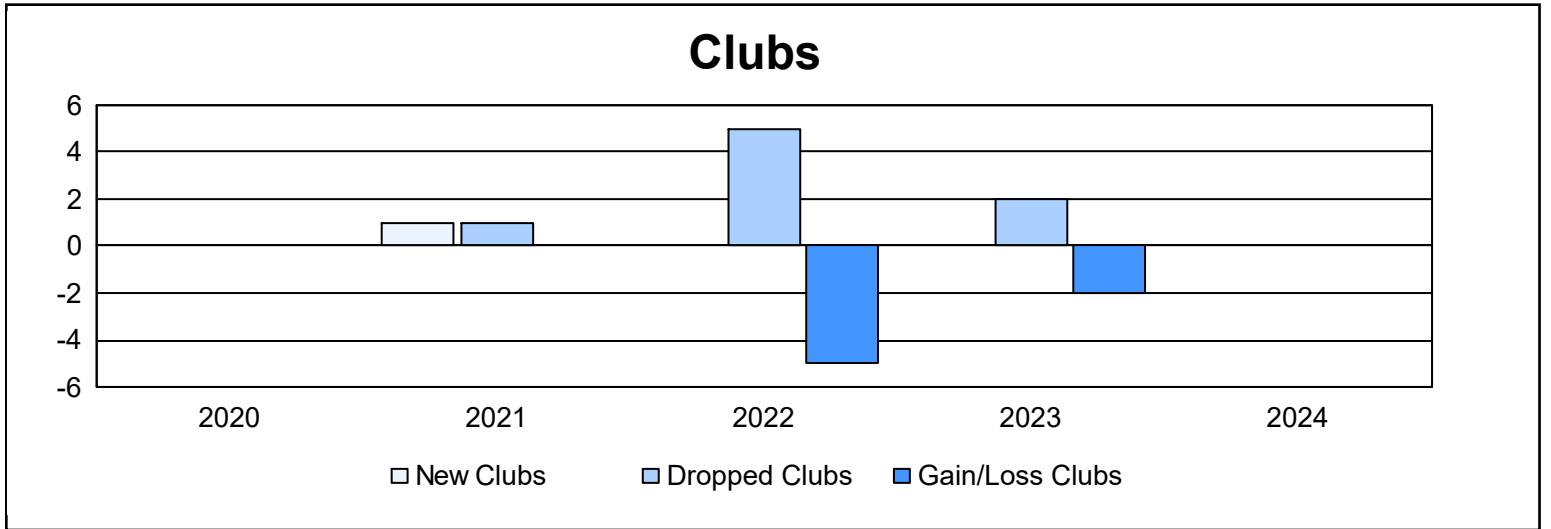
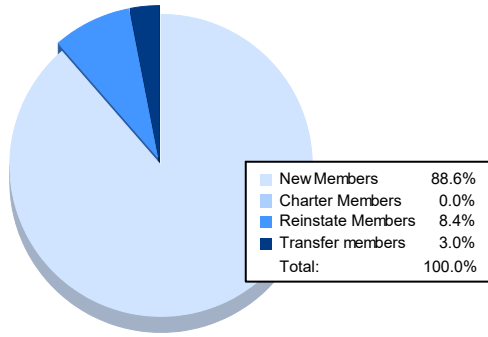


Year	New Clubs	Dropped Clubs	Gain/ Loss Clubs	New Members	Charter Members	Reinstate Members	Transfer Members	Total Member Added	Total Members Dropped	Gain/ Loss Members
2019-2020	0	0	0	107	0	8	3	118	155	-37
2020-2021	1	1	0	96	17	10	2	125	178	-53
2021-2022	0	5	-5	132	2	12	2	148	195	-47
2022-2023	0	2	-2	131	3	13	16	163	197	-34
2023-2024	0	0	0	148	0	14	5	167	181	-14
<b>Average</b>	<b>0</b>	<b>2</b>	<b>-1</b>	<b>123</b>	<b>4</b>	<b>11</b>	<b>6</b>	<b>144</b>	<b>181</b>	<b>-37</b>



### Membership Composition June 2024 Cumulative



### Gender Composition June 2024 Cumulative

