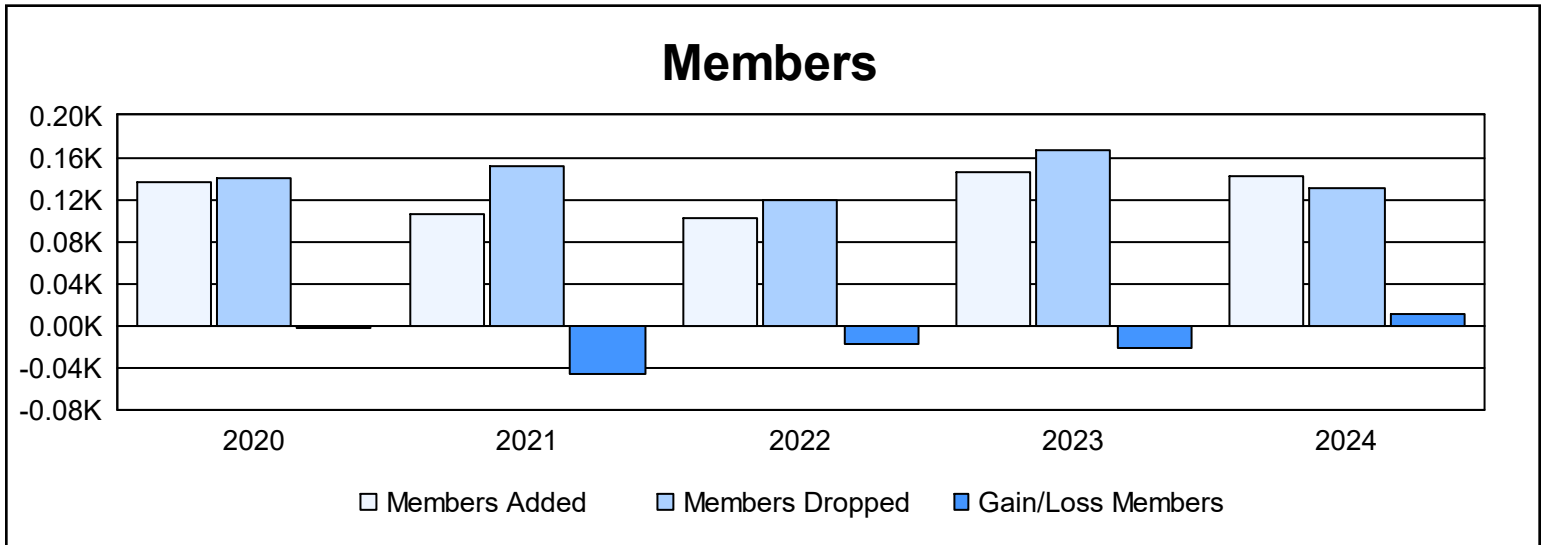
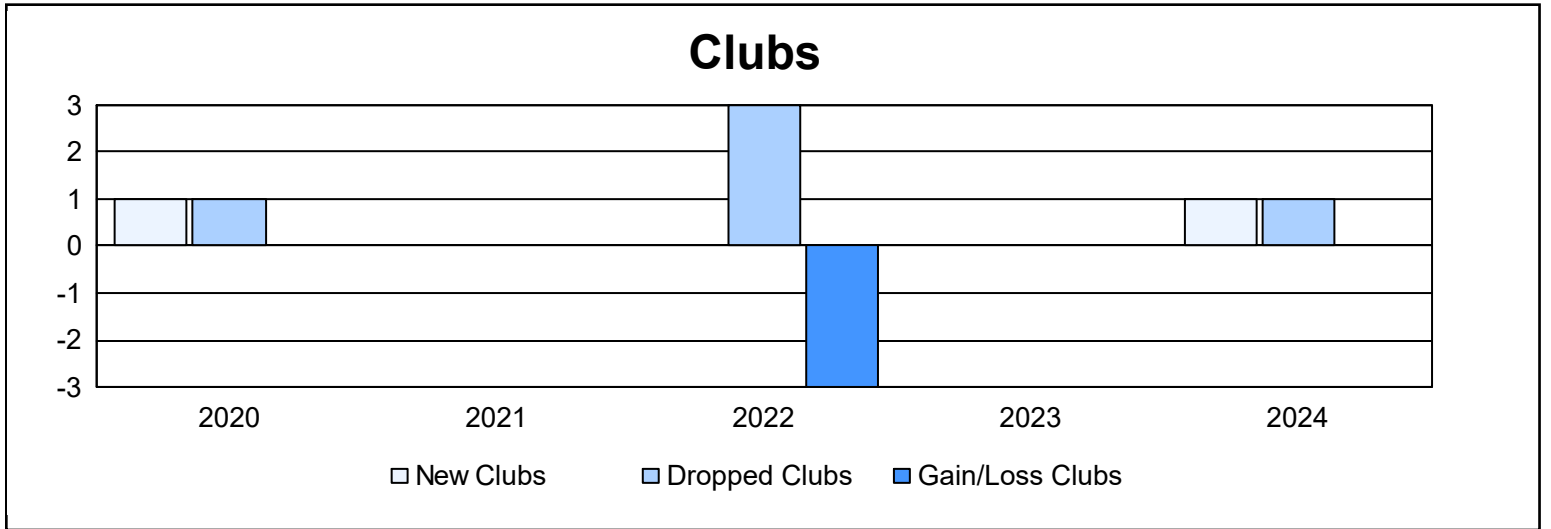
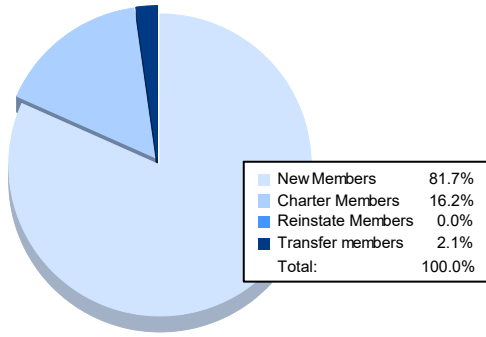


| Year | New Clubs | Dropped Clubs | Gain/Loss Clubs | New Members | Charter Members | Reinstate Members | Transfer Members | Total Member Added | Total Members Dropped | Gain/Loss Members |
|----------------|-----------|---------------|-----------------|-------------|-----------------|-------------------|------------------|--------------------|-----------------------|-------------------|
| 2019-2020 | 1 | 1 | 0 | 111 | 22 | 1 | 3 | 137 | 140 | -3 |
| 2020-2021 | 0 | 0 | 0 | 98 | 1 | 5 | 2 | 106 | 152 | -46 |
| 2021-2022 | 0 | 3 | -3 | 92 | 0 | 1 | 10 | 103 | 120 | -17 |
| 2022-2023 | 0 | 0 | 0 | 120 | 1 | 12 | 12 | 145 | 166 | -21 |
| 2023-2024 | 1 | 1 | 0 | 116 | 23 | 0 | 3 | 142 | 131 | 11 |
| Average | 0 | 1 | -1 | 107 | 9 | 4 | 6 | 127 | 142 | -15 |



Membership Composition June 2024 Cumulative



Gender Composition June 2024 Cumulative

