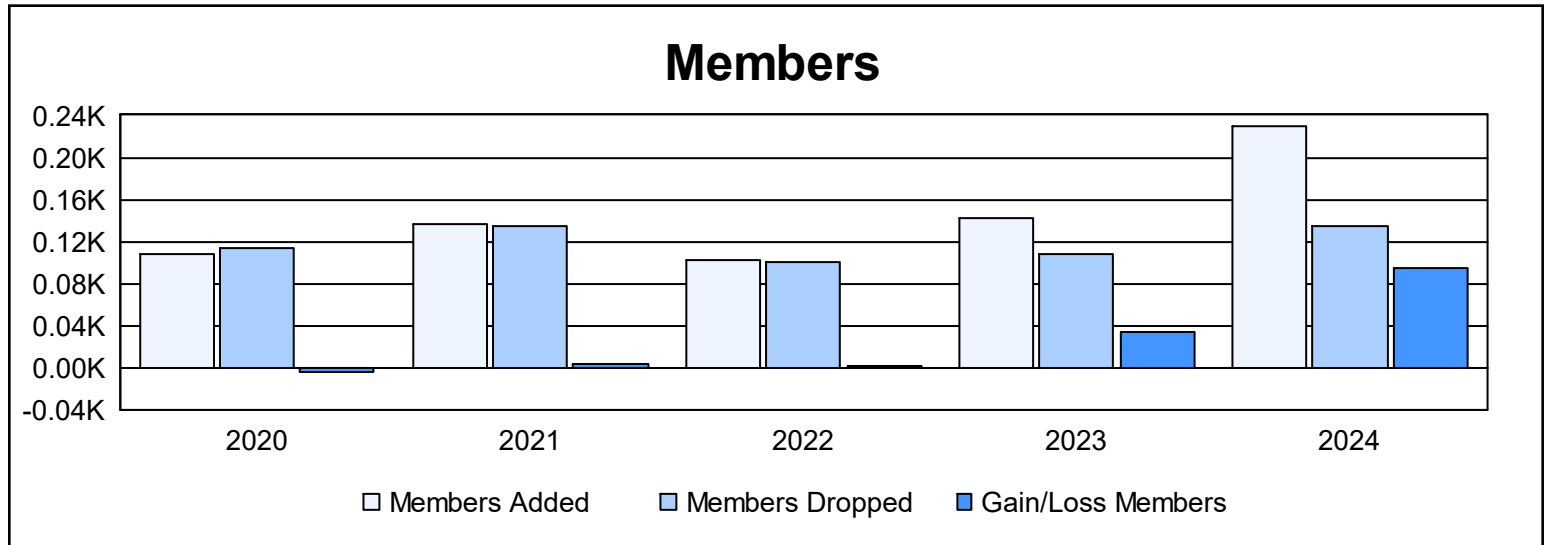
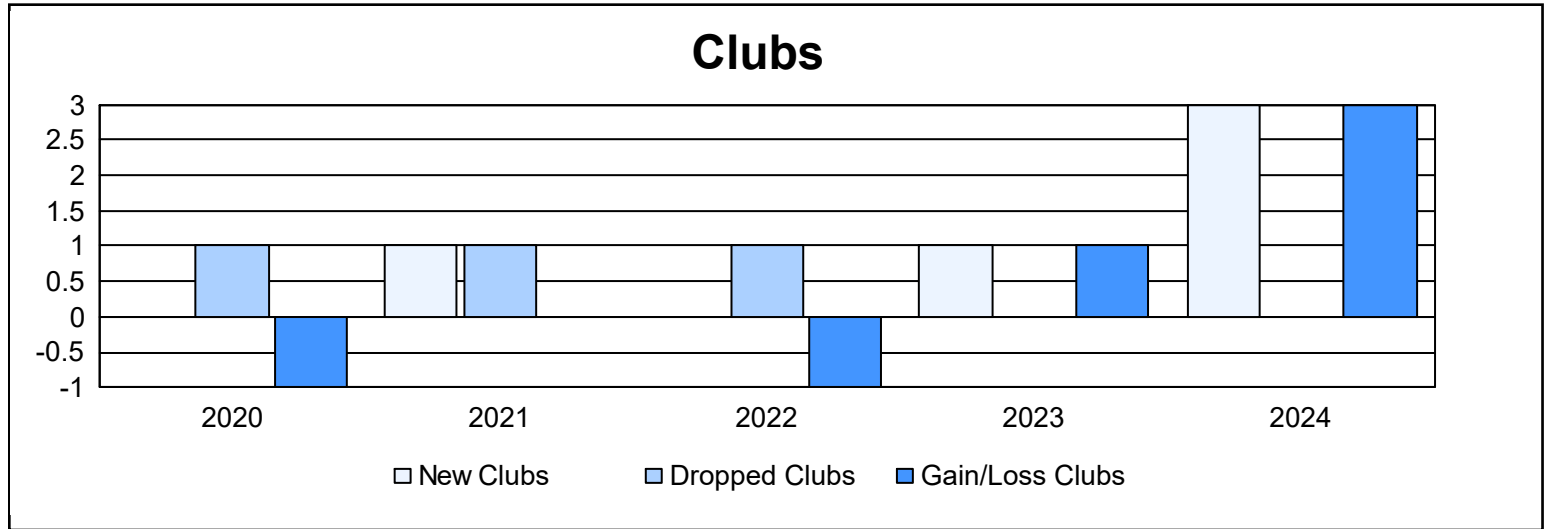
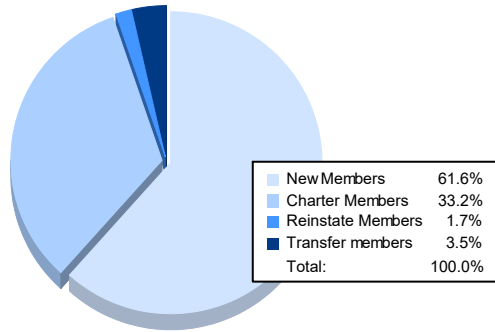


| Year | New Clubs | Dropped Clubs | Gain/ Loss Clubs | New Members | Charter Members | Reinstate Members | Transfer Members | Total Member Added | Total Members Dropped | Gain/ Loss Members |
|----------------|-----------|---------------|------------------|-------------|-----------------|-------------------|------------------|--------------------|-----------------------|--------------------|
| 2019-2020 | 0 | 1 | -1 | 94 | 1 | 6 | 7 | 108 | 113 | -5 |
| 2020-2021 | 1 | 1 | 0 | 91 | 33 | 0 | 13 | 137 | 134 | 3 |
| 2021-2022 | 0 | 1 | -1 | 93 | 4 | 2 | 4 | 103 | 101 | 2 |
| 2022-2023 | 1 | 0 | 1 | 105 | 27 | 8 | 2 | 142 | 108 | 34 |
| 2023-2024 | 3 | 0 | 3 | 141 | 76 | 4 | 8 | 229 | 134 | 95 |
| Average | 1 | 1 | 0 | 105 | 28 | 4 | 7 | 144 | 118 | 26 |



Membership Composition June 2024 Cumulative



Gender Composition June 2024 Cumulative

