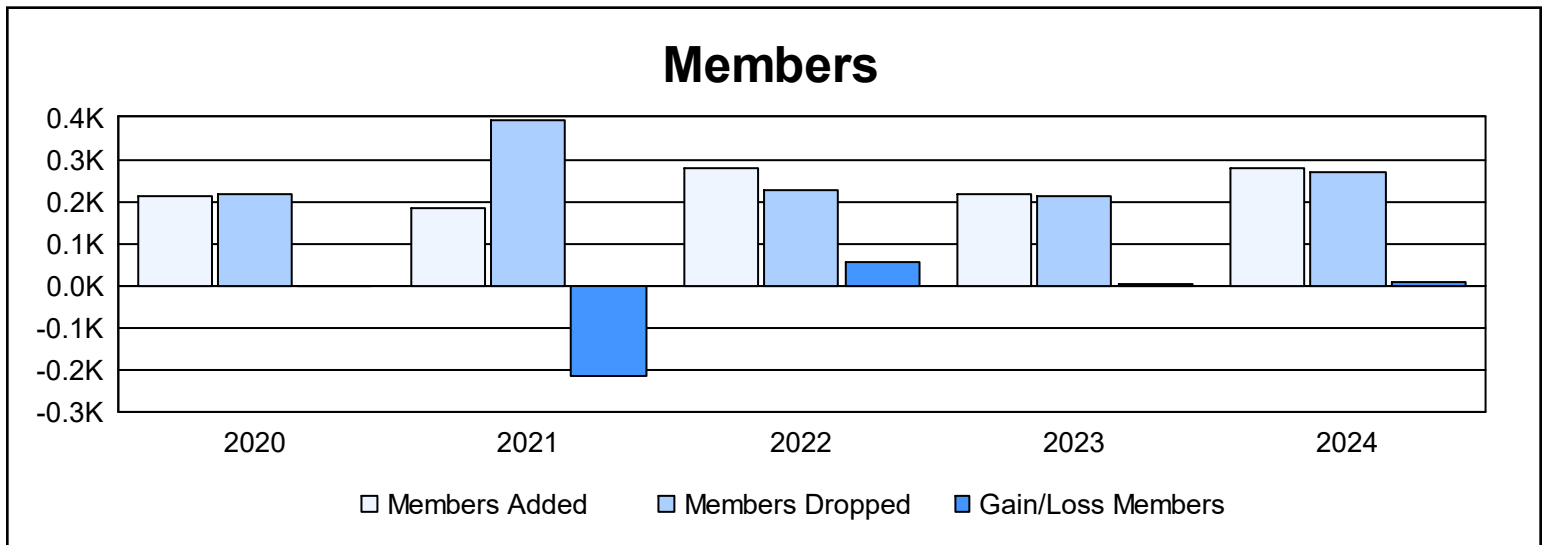
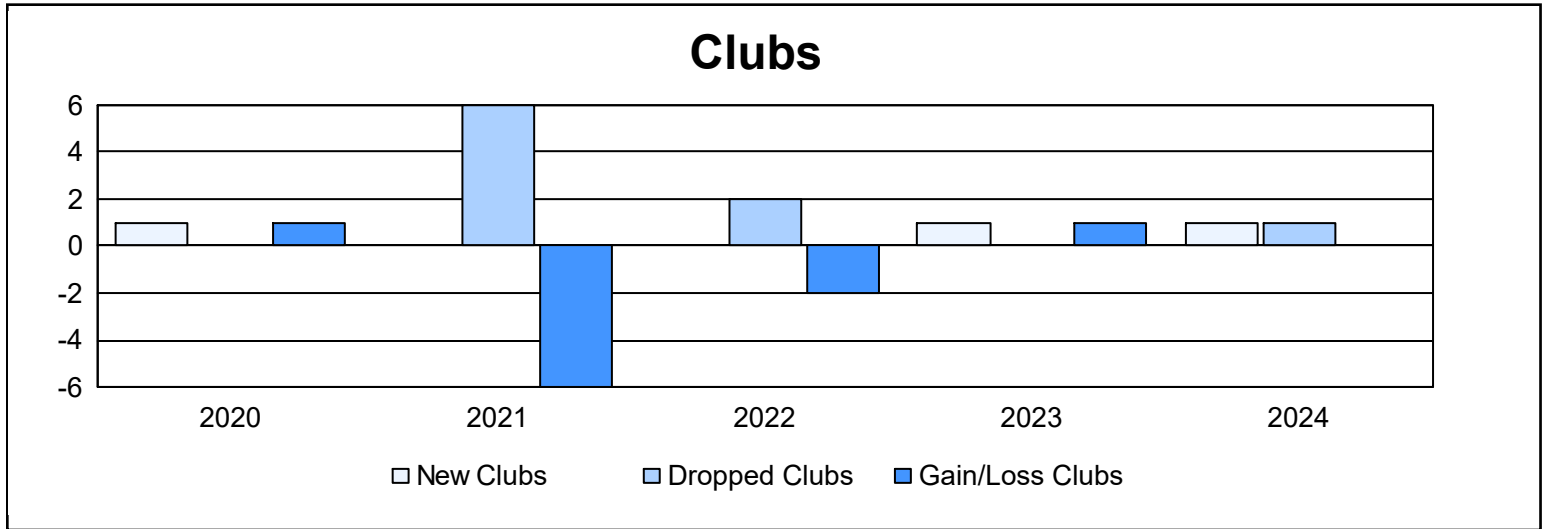
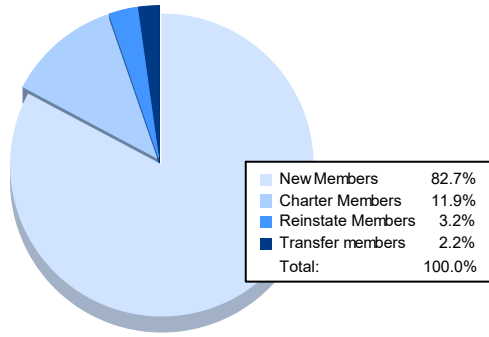


Year	New Clubs	Dropped Clubs	Gain/ Loss Clubs	New Members	Charter Members	Reinstate Members	Transfer Members	Total Member Added	Total Members Dropped	Gain/ Loss Members
2019-2020	1	0	1	184	21	3	6	214	217	-3
2020-2021	0	6	-6	164	3	8	7	182	395	-213
2021-2022	0	2	-2	260	4	10	6	280	226	54
2022-2023	1	0	1	173	30	6	8	217	214	3
2023-2024	1	1	0	229	33	9	6	277	269	8
<b>Average</b>	<b>1</b>	<b>2</b>	<b>-1</b>	<b>202</b>	<b>18</b>	<b>7</b>	<b>7</b>	<b>234</b>	<b>264</b>	<b>-30</b>



### Membership Composition June 2024 Cumulative



### Gender Composition June 2024 Cumulative

