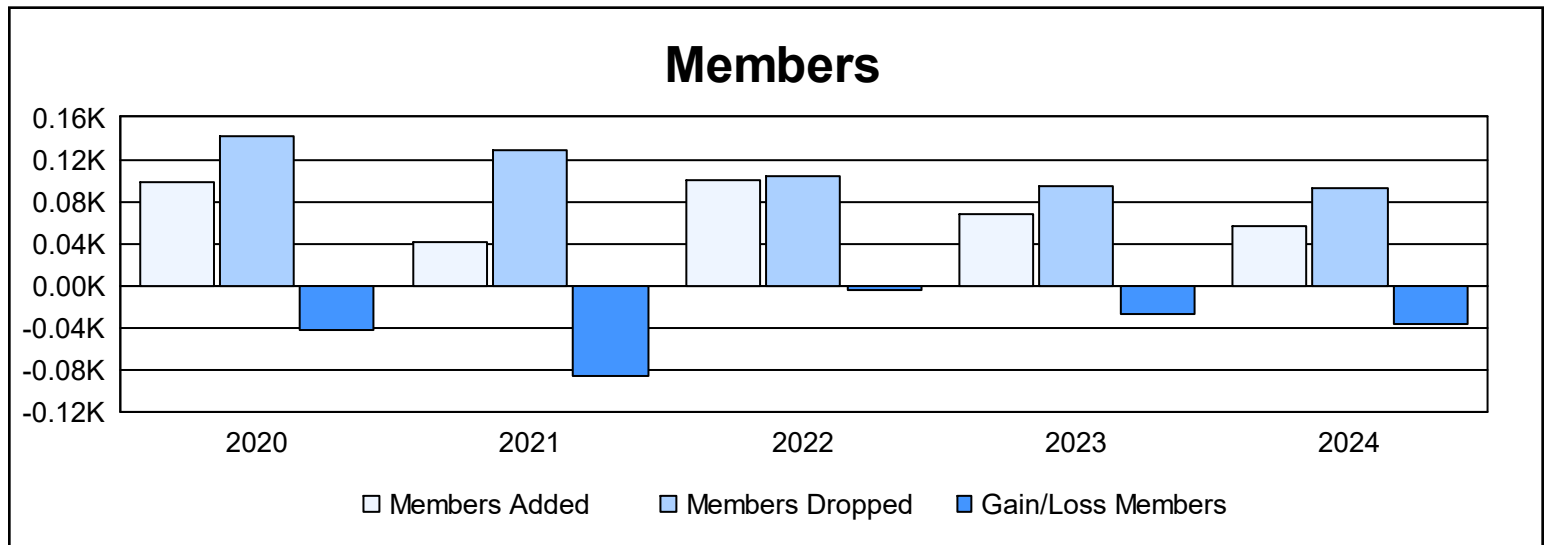
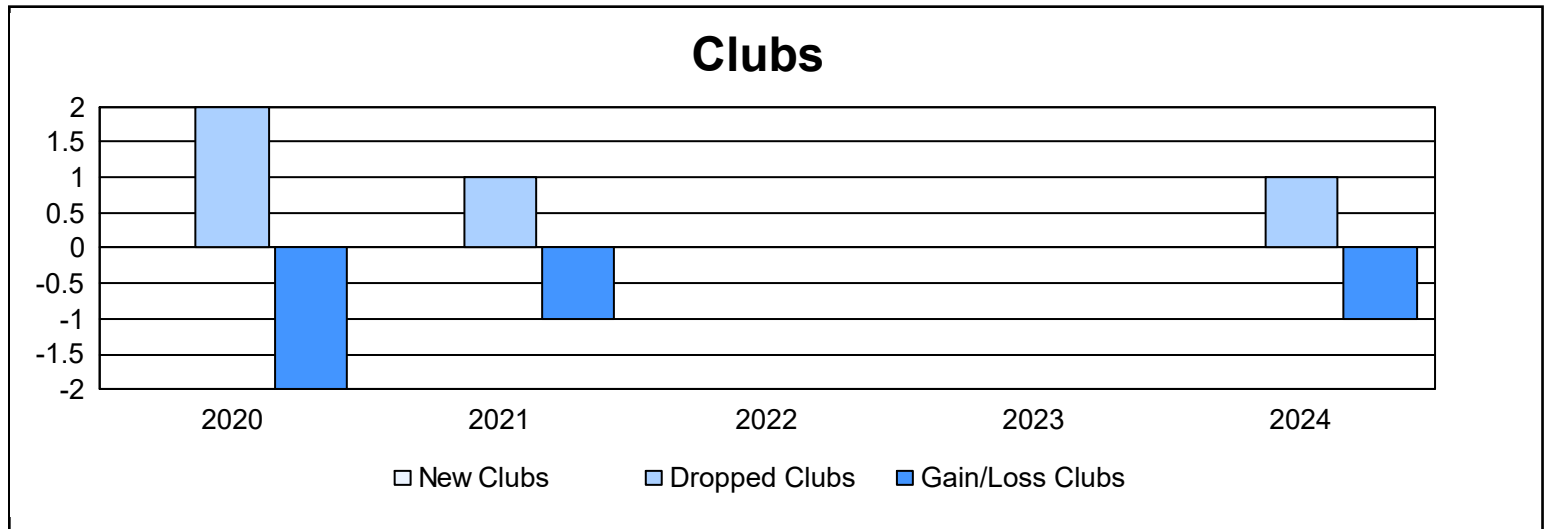
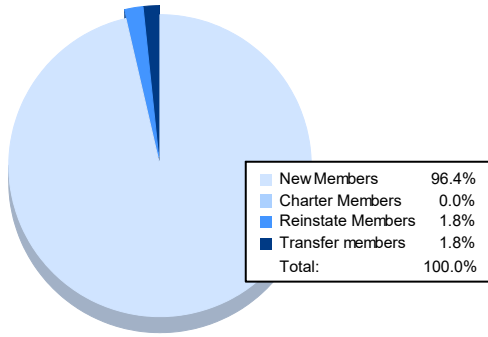


Year	New Clubs	Dropped Clubs	Gain/ Loss Clubs	New Members	Charter Members	Reinstate Members	Transfer Members	Total Member Added	Total Members Dropped	Gain/ Loss Members
2019-2020	0	2	-2	62	30	3	4	99	141	-42
2020-2021	0	1	-1	35	0	3	3	41	128	-87
2021-2022	0	0	0	89	0	4	7	100	104	-4
2022-2023	0	0	0	65	0	2	0	67	94	-27
2023-2024	0	1	-1	54	0	1	1	56	92	-36
<b>Average</b>	<b>0</b>	<b>1</b>	<b>-1</b>	<b>61</b>	<b>6</b>	<b>3</b>	<b>3</b>	<b>73</b>	<b>112</b>	<b>-39</b>



### Membership Composition June 2024 Cumulative



### Gender Composition June 2024 Cumulative

