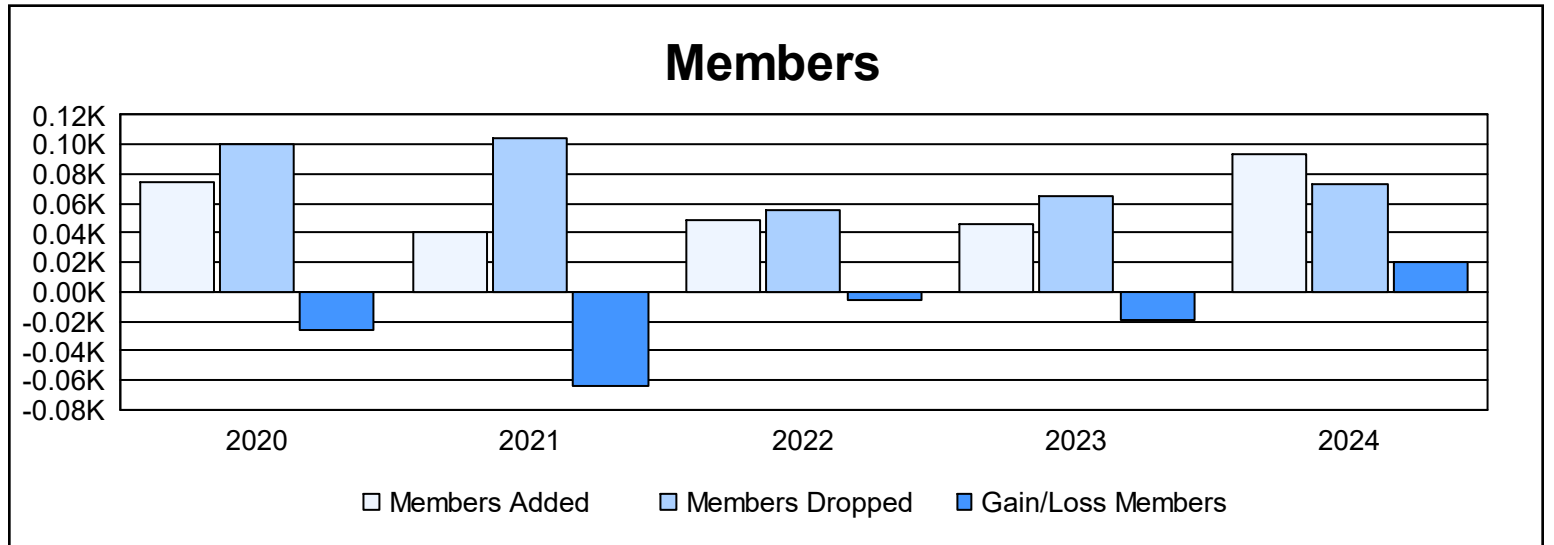
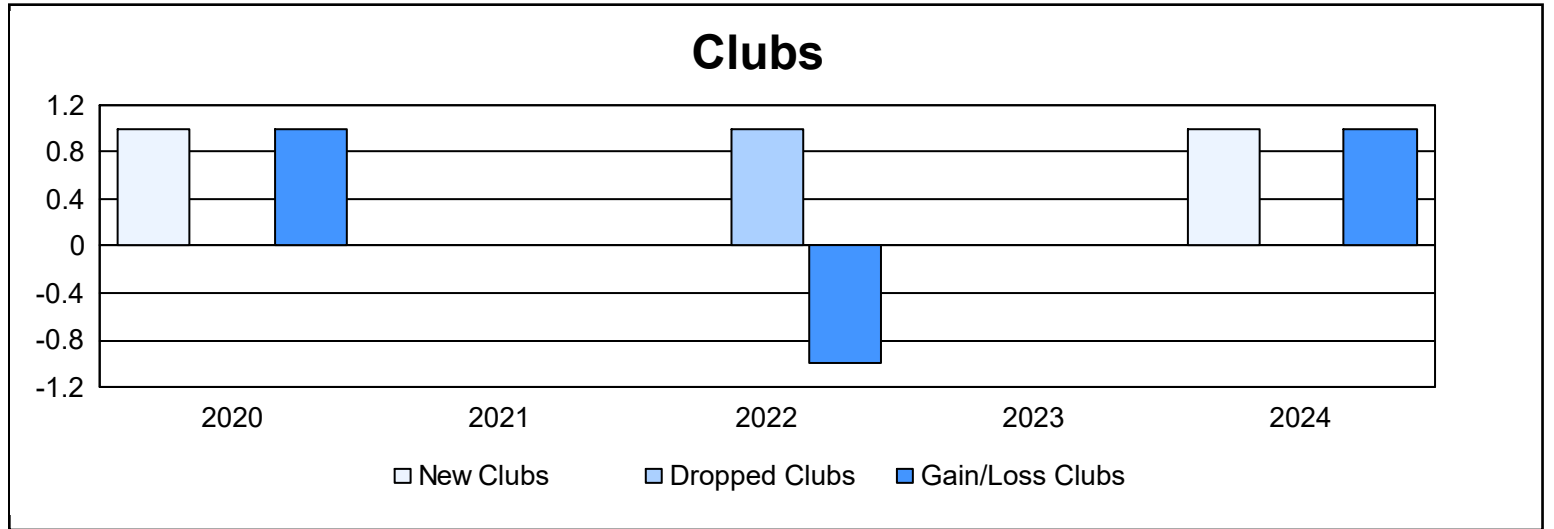
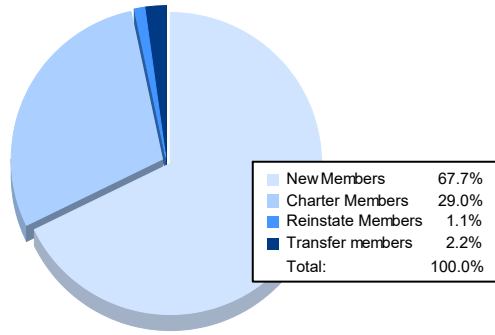


| Year | New Clubs | Dropped Clubs | Gain/ Loss Clubs | New Members | Charter Members | Reinstate Members | Transfer Members | Total Member Added | Total Members Dropped | Gain/ Loss Members |
|----------------|-----------|---------------|------------------|-------------|-----------------|-------------------|------------------|--------------------|-----------------------|--------------------|
| 2019-2020 | 1 | 0 | 1 | 46 | 24 | 2 | 2 | 74 | 100 | -26 |
| 2020-2021 | 0 | 0 | 0 | 38 | 0 | 3 | 0 | 41 | 105 | -64 |
| 2021-2022 | 0 | 1 | -1 | 44 | 0 | 3 | 2 | 49 | 55 | -6 |
| 2022-2023 | 0 | 0 | 0 | 43 | 0 | 3 | 0 | 46 | 65 | -19 |
| 2023-2024 | 1 | 0 | 1 | 63 | 27 | 1 | 2 | 93 | 73 | 20 |
| Average | 0 | 0 | 0 | 47 | 10 | 2 | 1 | 61 | 80 | -19 |



Membership Composition June 2024 Cumulative



Gender Composition June 2024 Cumulative

