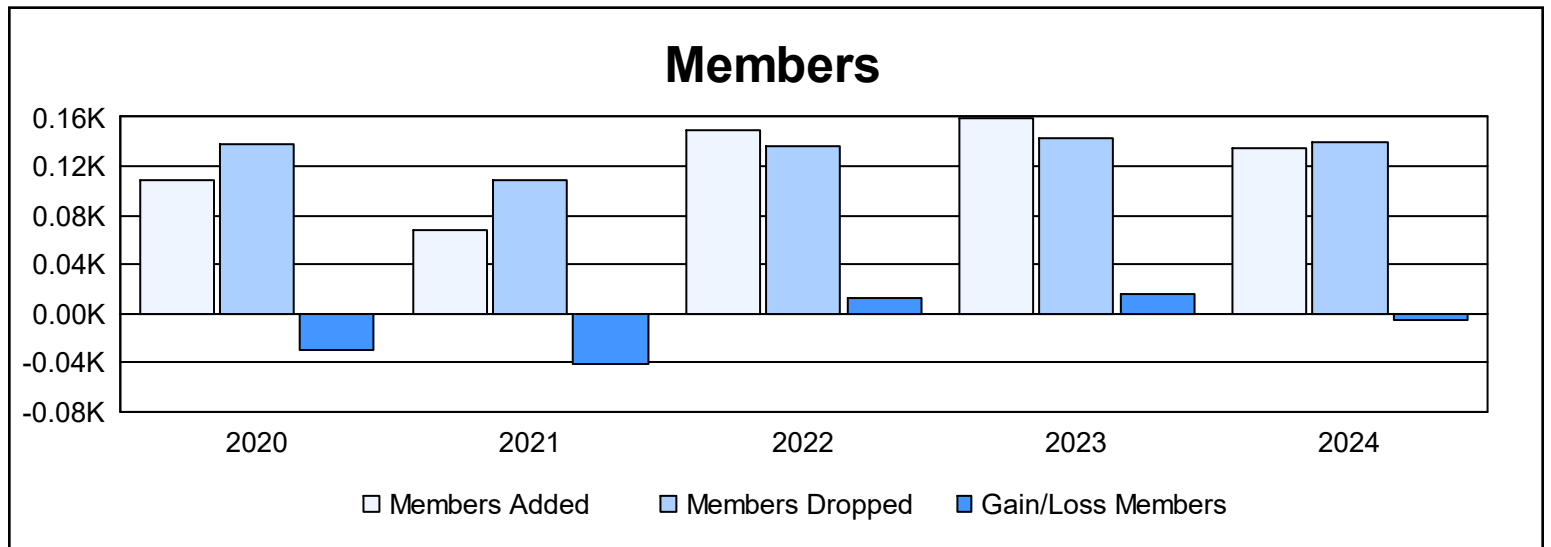
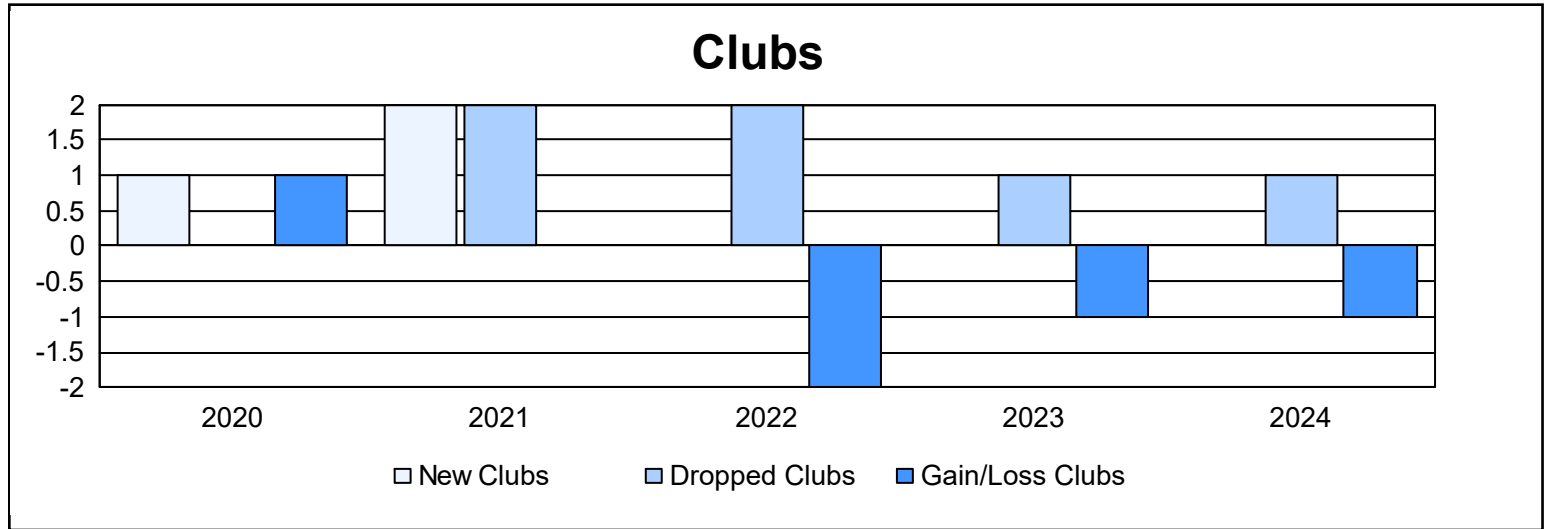
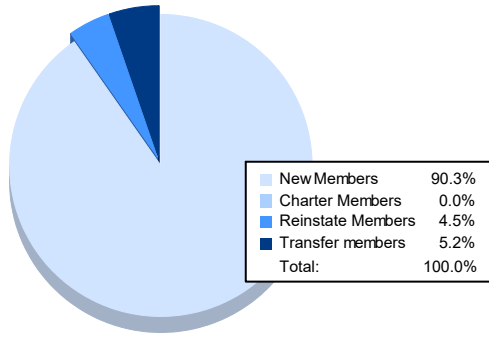


Year	New Clubs	Dropped Clubs	Gain/ Loss Clubs	New Members	Charter Members	Reinstate Members	Transfer Members	Total Member Added	Total Members Dropped	Gain/ Loss Members
2019-2020	1	0	1	60	35	3	10	108	138	-30
2020-2021	2	2	0	44	15	4	5	68	109	-41
2021-2022	0	2	-2	131	3	6	10	150	137	13
2022-2023	0	1	-1	143	3	7	6	159	143	16
2023-2024	0	1	-1	121	0	6	7	134	140	-6
<b>Average</b>	<b>1</b>	<b>1</b>	<b>-1</b>	<b>100</b>	<b>11</b>	<b>5</b>	<b>8</b>	<b>124</b>	<b>133</b>	<b>-10</b>



### Membership Composition June 2024 Cumulative



### Gender Composition June 2024 Cumulative

