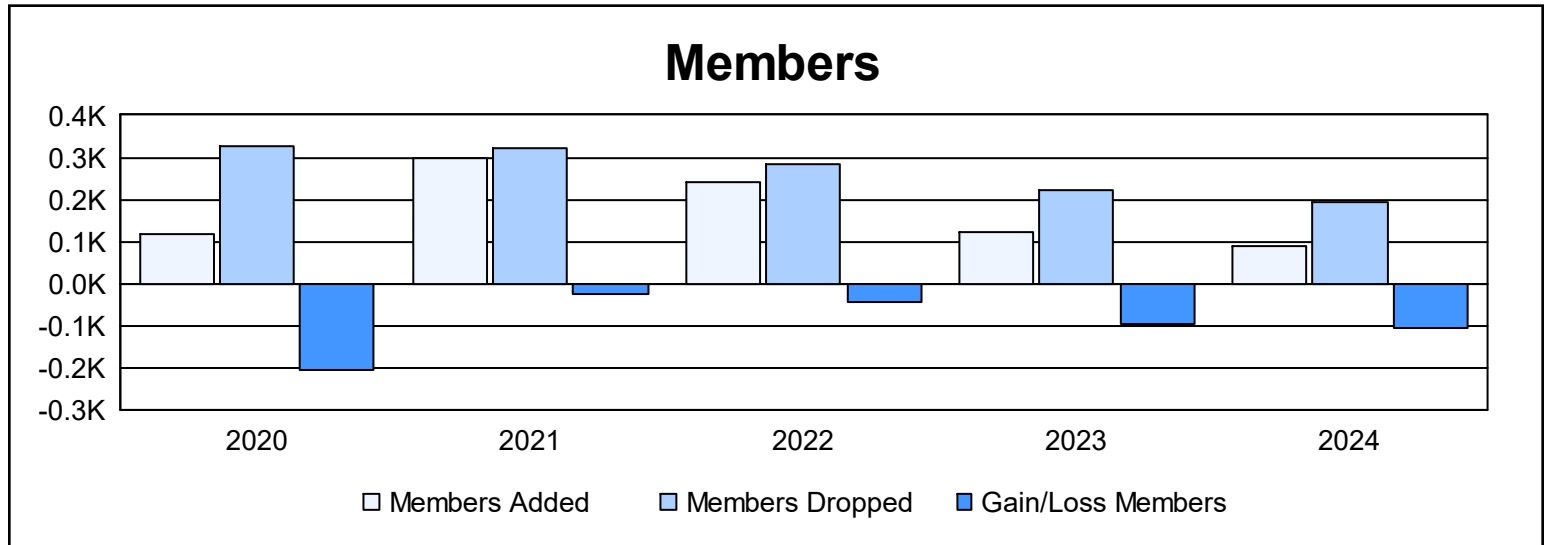
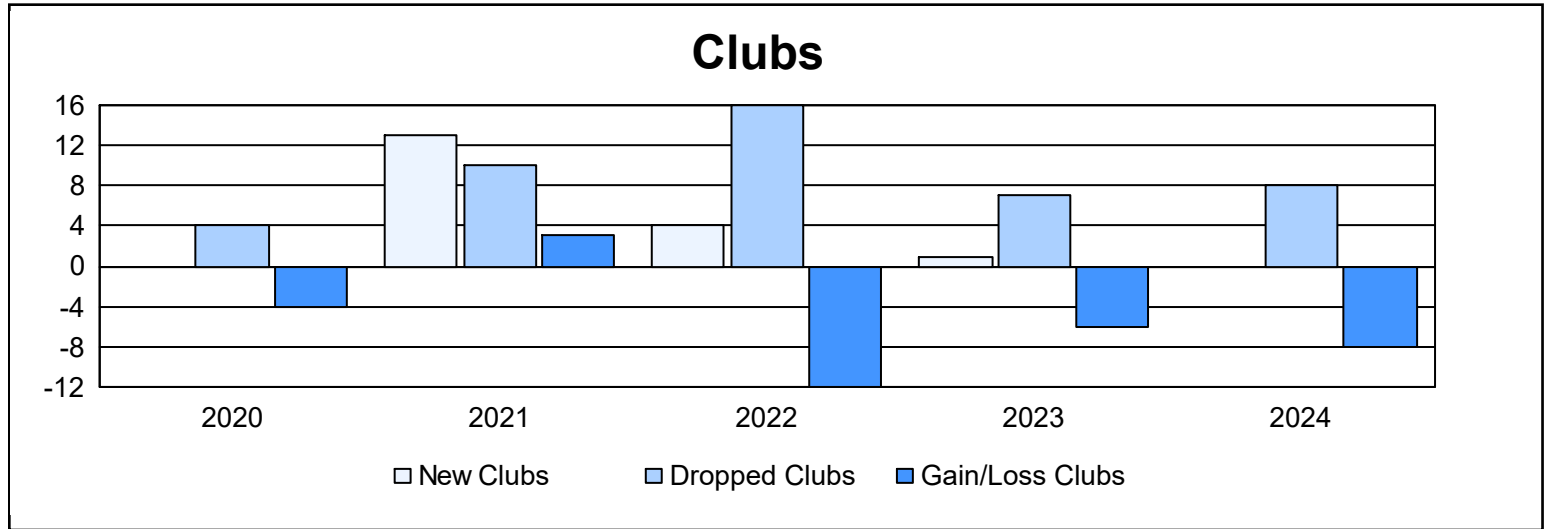
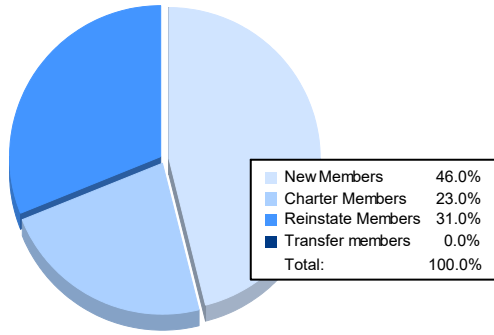


Year	New Clubs	Dropped Clubs	Gain/ Loss Clubs	New Members	Charter Members	Reinstate Members	Transfer Members	Total Member Added	Total Members Dropped	Gain/ Loss Members
2019-2020	0	4	-4	65	20	28	6	119	327	-208
2020-2021	13	10	3	122	148	25	3	298	323	-25
2021-2022	4	16	-12	109	114	17	0	240	284	-44
2022-2023	1	7	-6	51	44	28	0	123	220	-97
2023-2024	0	8	-8	40	20	27	0	87	194	-107
<b>Average</b>	<b>4</b>	<b>9</b>	<b>-5</b>	<b>77</b>	<b>69</b>	<b>25</b>	<b>2</b>	<b>173</b>	<b>270</b>	<b>-96</b>



### Membership Composition June 2024 Cumulative



### Gender Composition June 2024 Cumulative

