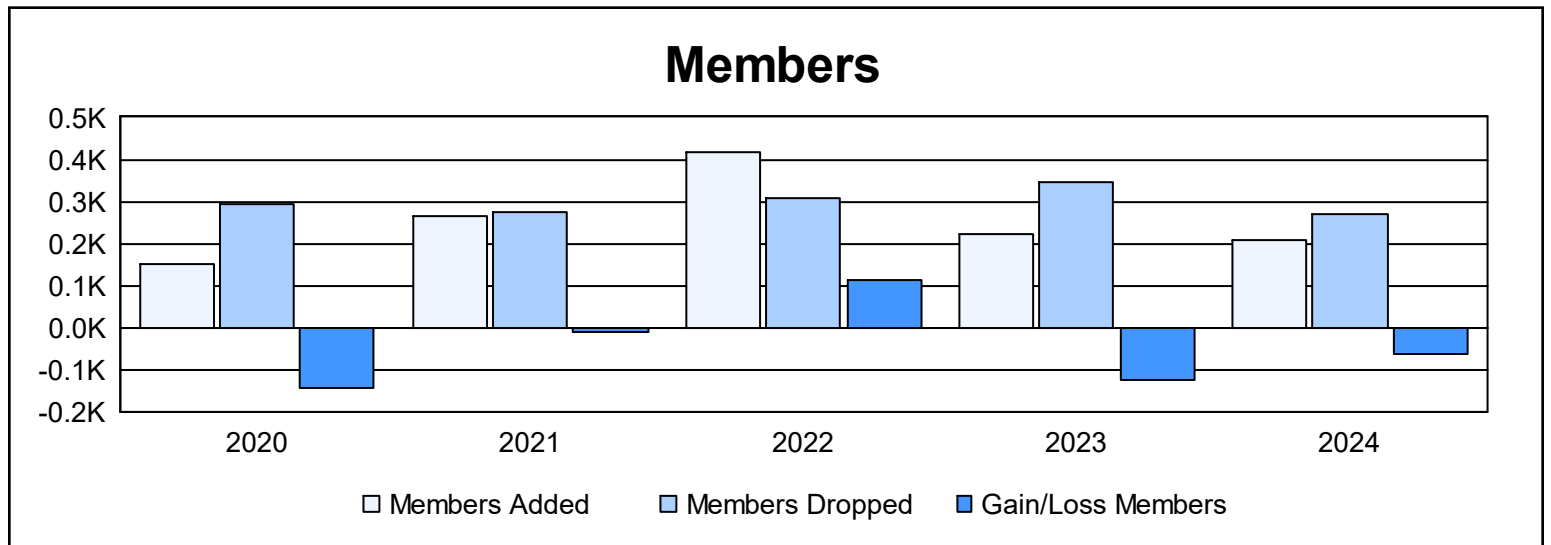
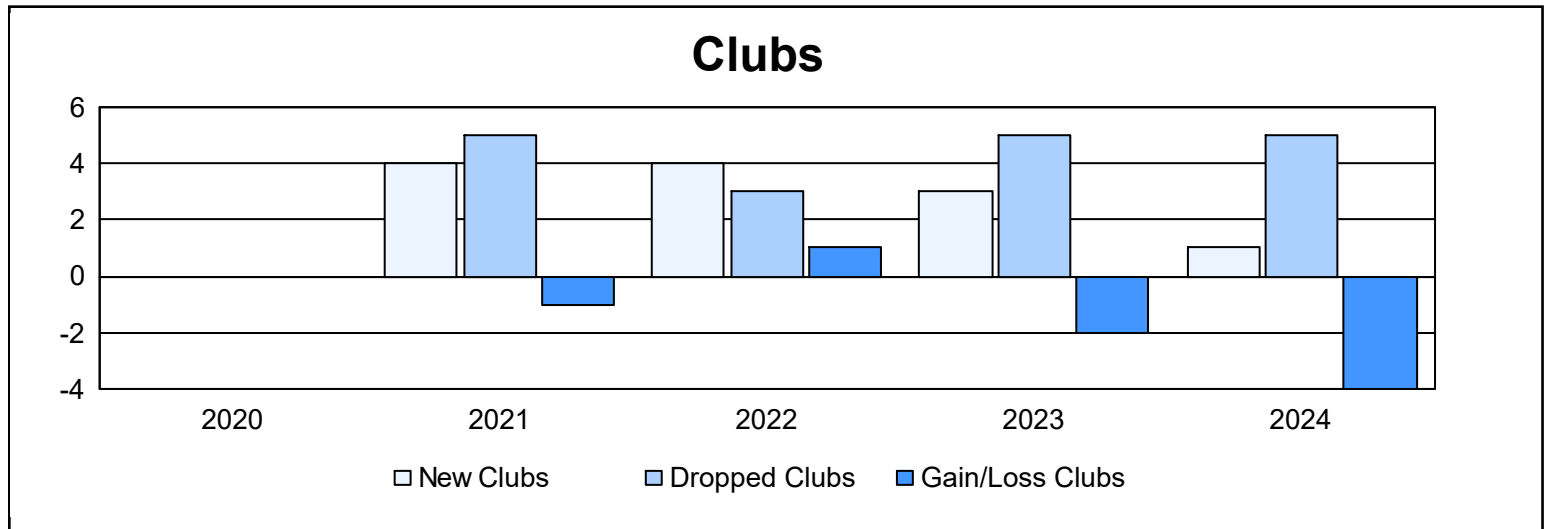
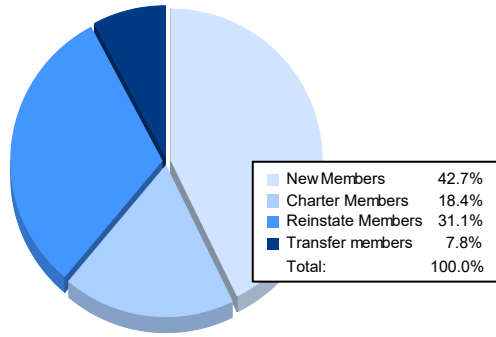


Year	New Clubs	Dropped Clubs	Gain/ Loss Clubs	New Members	Charter Members	Reinstate Members	Transfer Members	Total Member Added	Total Members Dropped	Gain/ Loss Members
2019-2020	0	0	0	110	3	37	1	151	293	-142
2020-2021	4	5	-1	108	106	46	3	263	275	-12
2021-2022	4	3	1	242	122	38	17	419	306	113
2022-2023	3	5	-2	110	77	27	10	224	347	-123
2023-2024	1	5	-4	88	38	64	16	206	268	-62
<b>Average</b>	<b>2</b>	<b>4</b>	<b>-1</b>	<b>132</b>	<b>69</b>	<b>42</b>	<b>9</b>	<b>253</b>	<b>298</b>	<b>-45</b>



### Membership Composition June 2024 Cumulative



### Gender Composition June 2024 Cumulative

