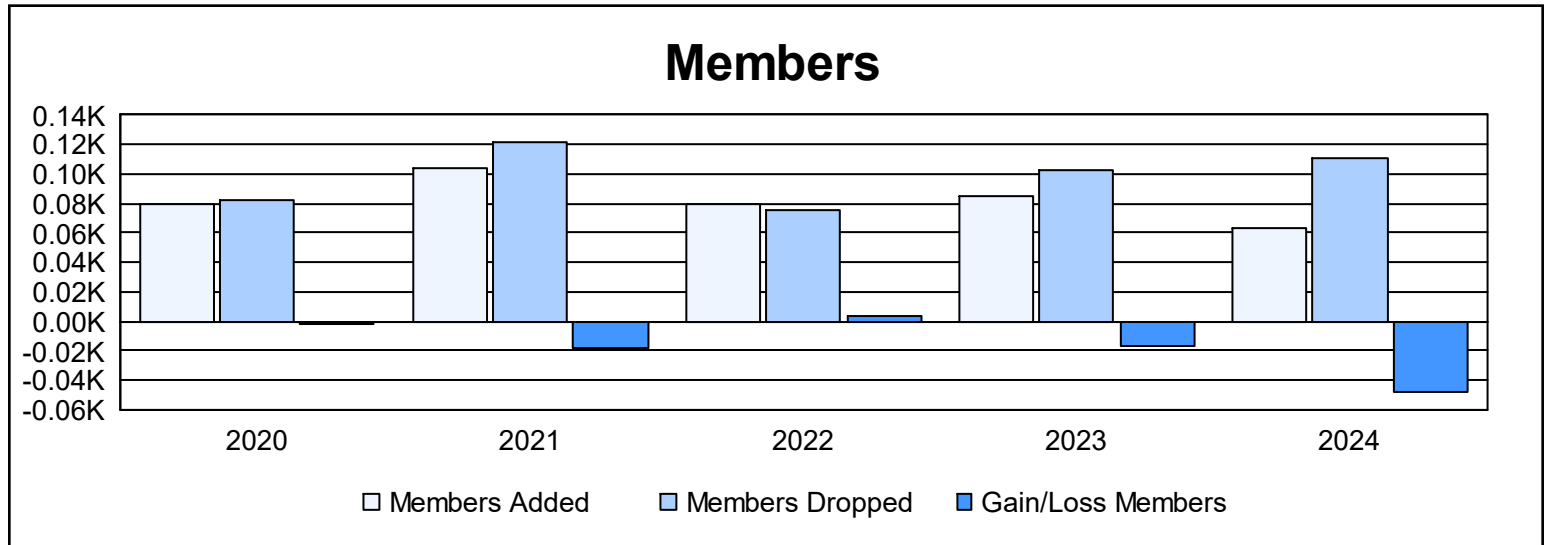
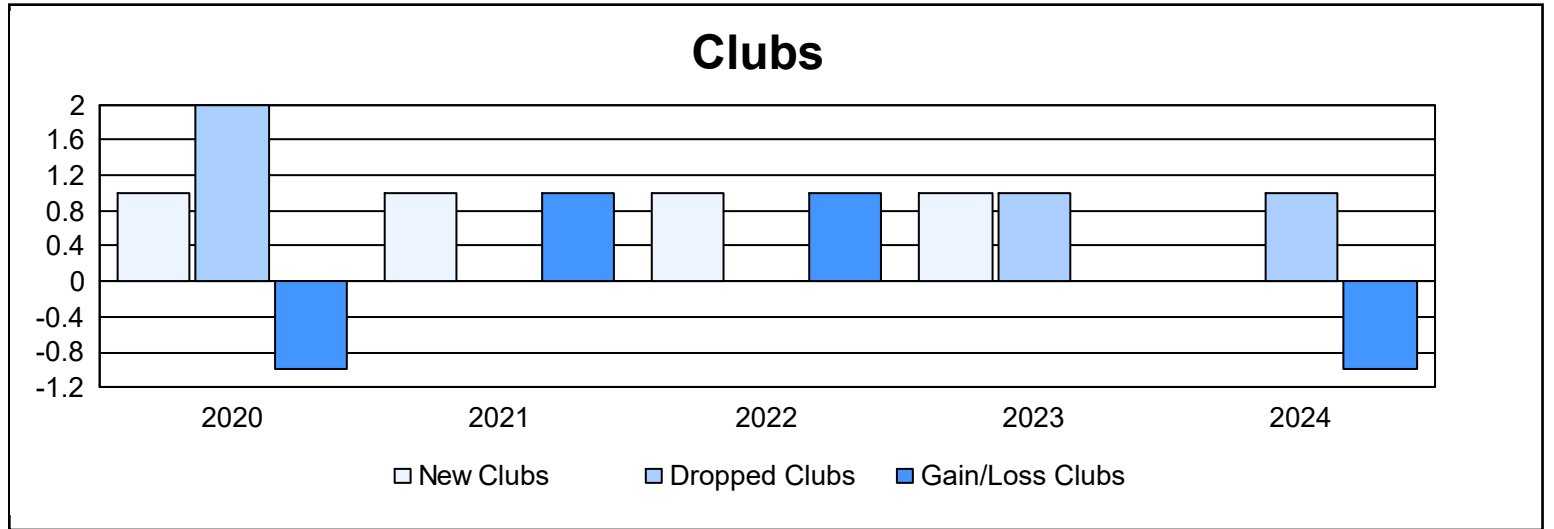
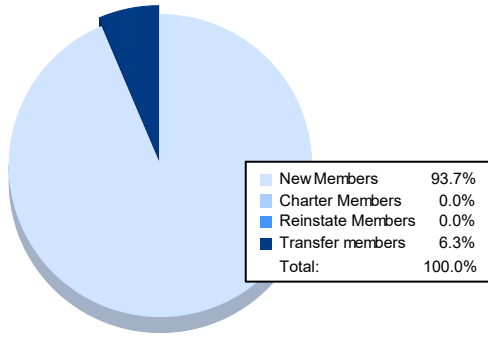


| Year | New Clubs | Dropped Clubs | Gain/ Loss Clubs | New Members | Charter Members | Reinstate Members | Transfer Members | Total Member Added | Total Members Dropped | Gain/ Loss Members |
|----------------|-----------|---------------|------------------|-------------|-----------------|-------------------|------------------|--------------------|-----------------------|--------------------|
| 2019-2020 | 1 | 2 | -1 | 47 | 22 | 7 | 4 | 80 | 82 | -2 |
| 2020-2021 | 1 | 0 | 1 | 55 | 43 | 3 | 3 | 104 | 122 | -18 |
| 2021-2022 | 1 | 0 | 1 | 48 | 29 | 1 | 1 | 79 | 75 | 4 |
| 2022-2023 | 1 | 1 | 0 | 55 | 24 | 2 | 4 | 85 | 102 | -17 |
| 2023-2024 | 0 | 1 | -1 | 59 | 0 | 0 | 4 | 63 | 111 | -48 |
| Average | 1 | 1 | 0 | 53 | 24 | 3 | 3 | 82 | 98 | -16 |



Membership Composition June 2024 Cumulative



Gender Composition June 2024 Cumulative

