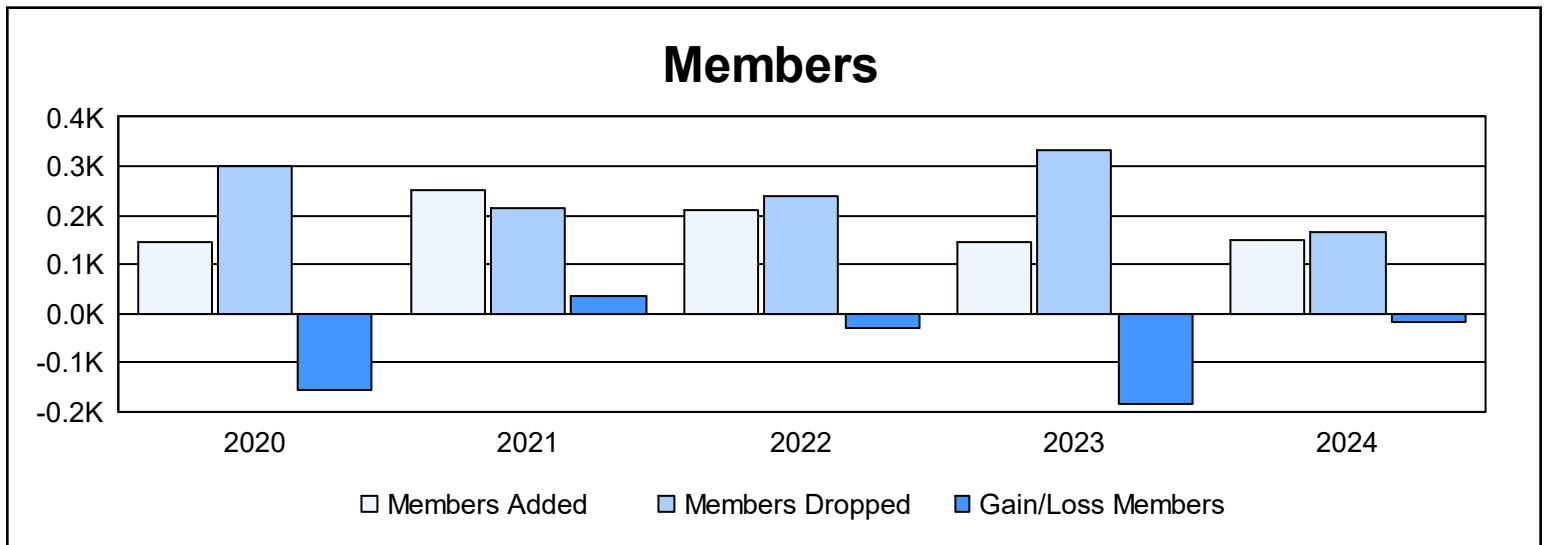
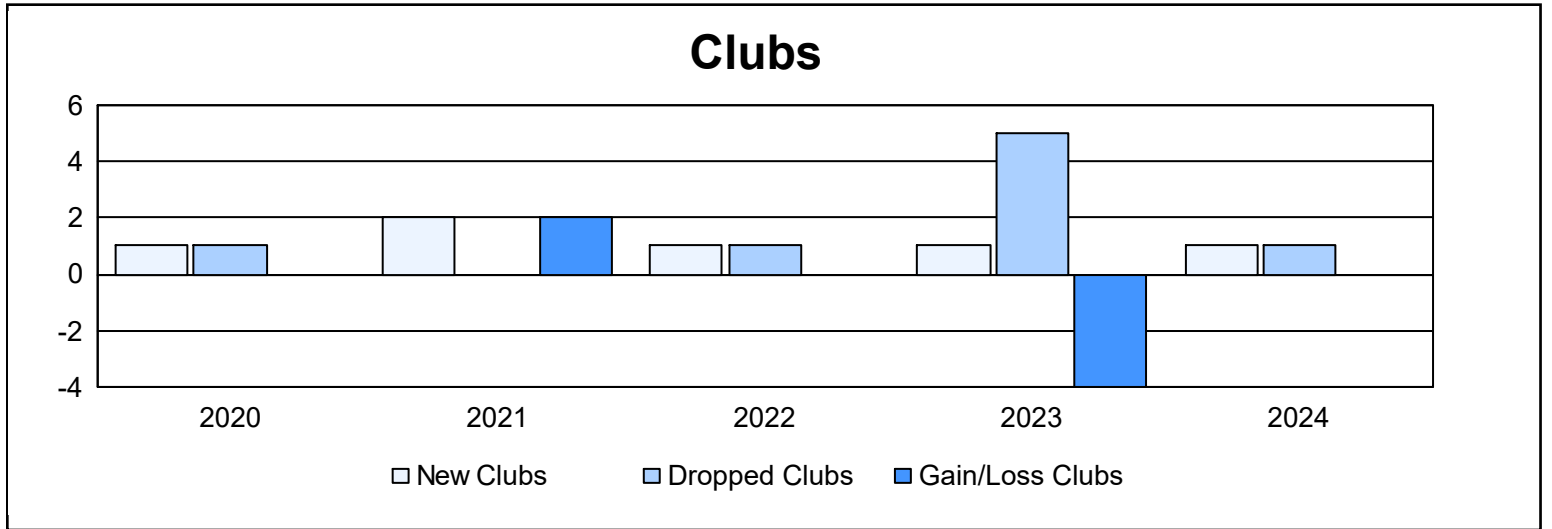
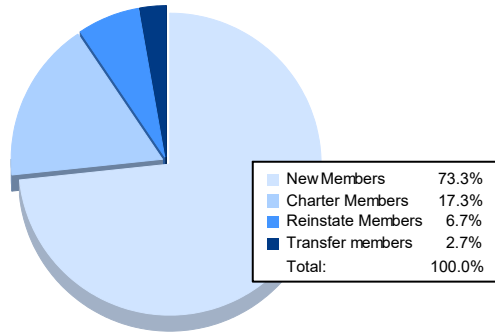


Year	New Clubs	Dropped Clubs	Gain/ Loss Clubs	New Members	Charter Members	Reinstate Members	Transfer Members	Total Member Added	Total Members Dropped	Gain/ Loss Members
2019-2020	1	1	0	102	26	9	9	146	302	-156
2020-2021	2	0	2	188	57	3	2	250	214	36
2021-2022	1	1	0	133	48	14	14	209	238	-29
2022-2023	1	5	-4	93	29	13	12	147	331	-184
2023-2024	1	1	0	110	26	10	4	150	166	-16
<b>Average</b>	<b>1</b>	<b>2</b>	<b>0</b>	<b>125</b>	<b>37</b>	<b>10</b>	<b>8</b>	<b>180</b>	<b>250</b>	<b>-70</b>



### Membership Composition June 2024 Cumulative



### Gender Composition June 2024 Cumulative

