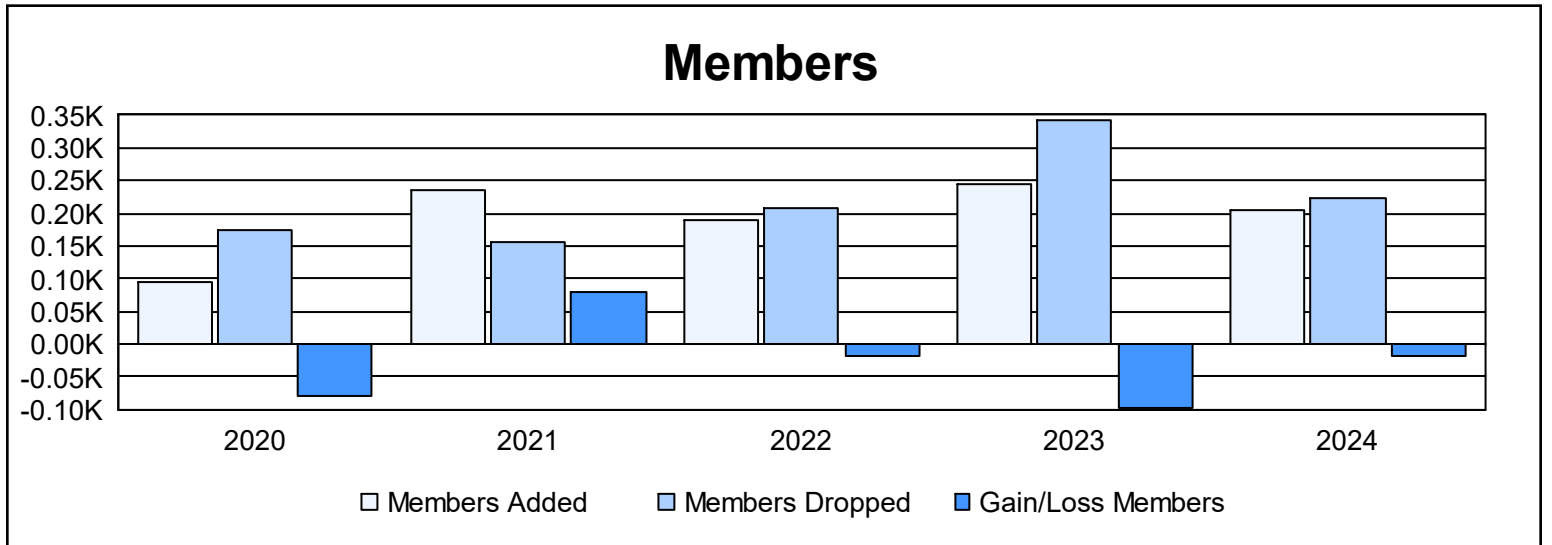
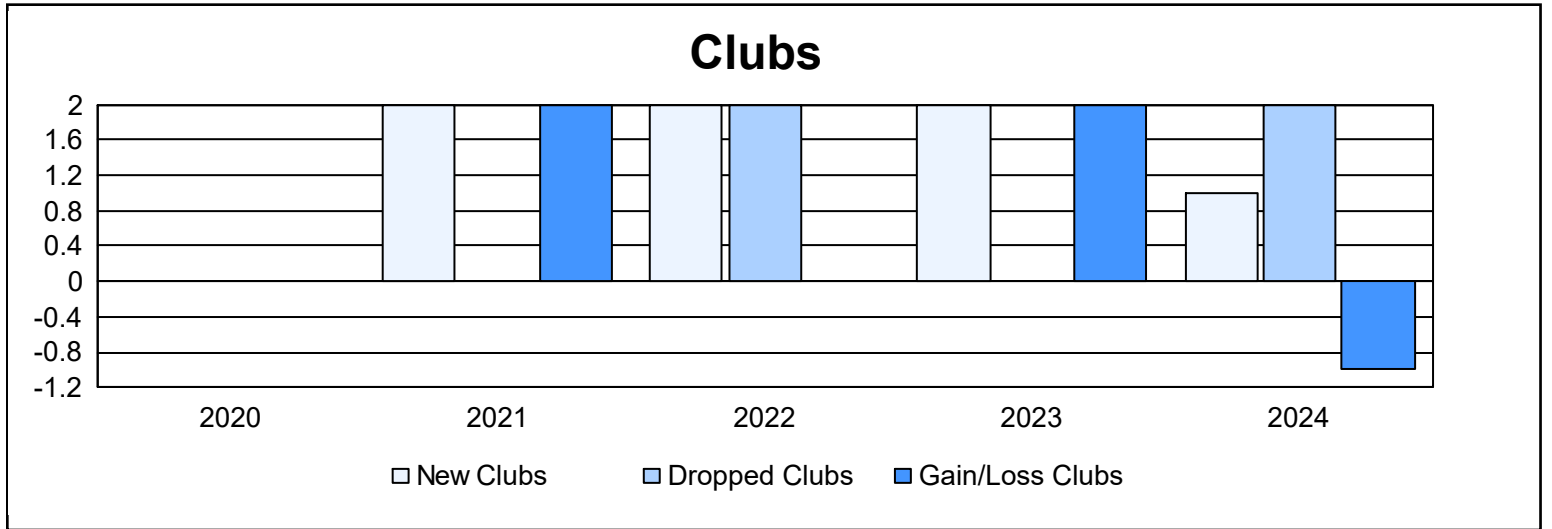
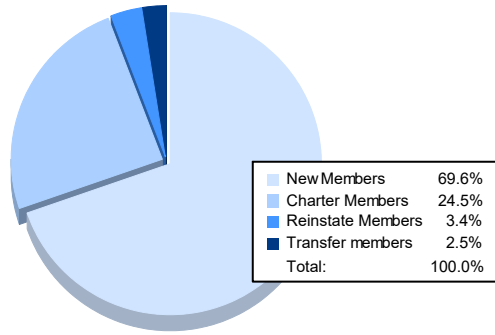


Year	New Clubs	Dropped Clubs	Gain/ Loss Clubs	New Members	Charter Members	Reinstate Members	Transfer Members	Total Member Added	Total Members Dropped	Gain/ Loss Members
2019-2020	0	0	0	91	0	1	3	95	173	-78
2020-2021	2	0	2	164	60	10	0	234	155	79
2021-2022	2	2	0	87	96	6	2	191	208	-17
2022-2023	2	0	2	105	76	64	0	245	342	-97
2023-2024	1	2	-1	142	50	7	5	204	223	-19
<b>Average</b>	<b>1</b>	<b>1</b>	<b>1</b>	<b>118</b>	<b>56</b>	<b>18</b>	<b>2</b>	<b>194</b>	<b>220</b>	<b>-26</b>



### Membership Composition June 2024 Cumulative



### Gender Composition June 2024 Cumulative

