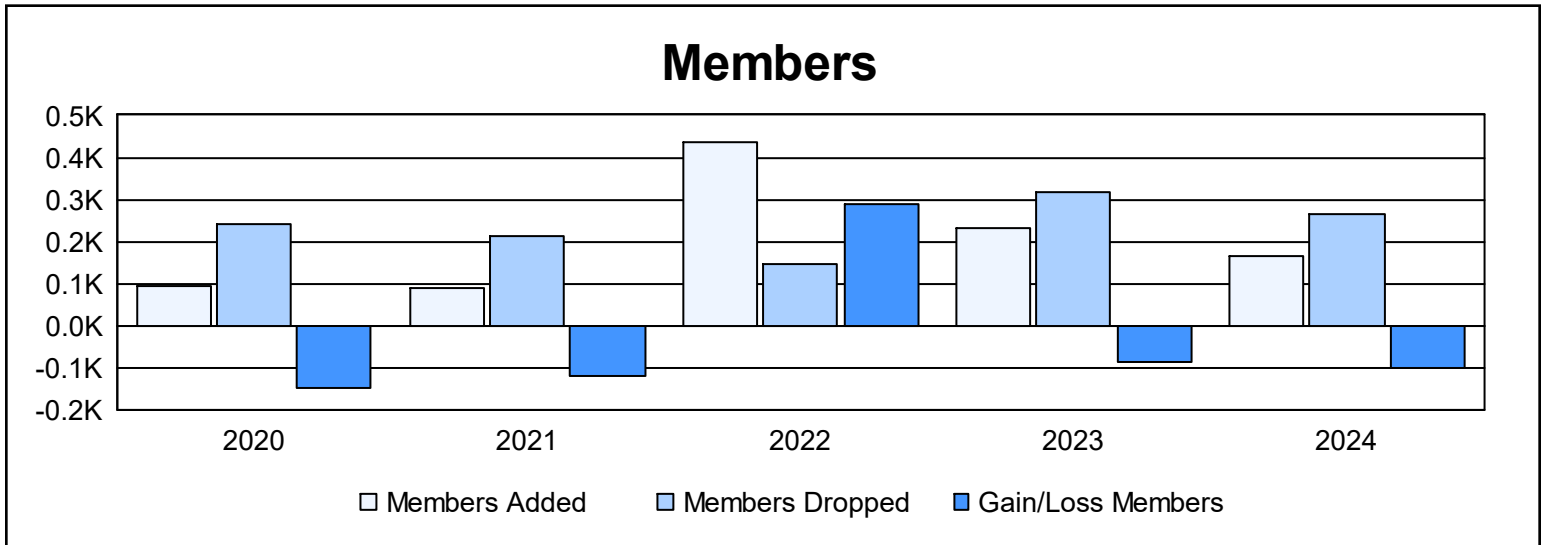
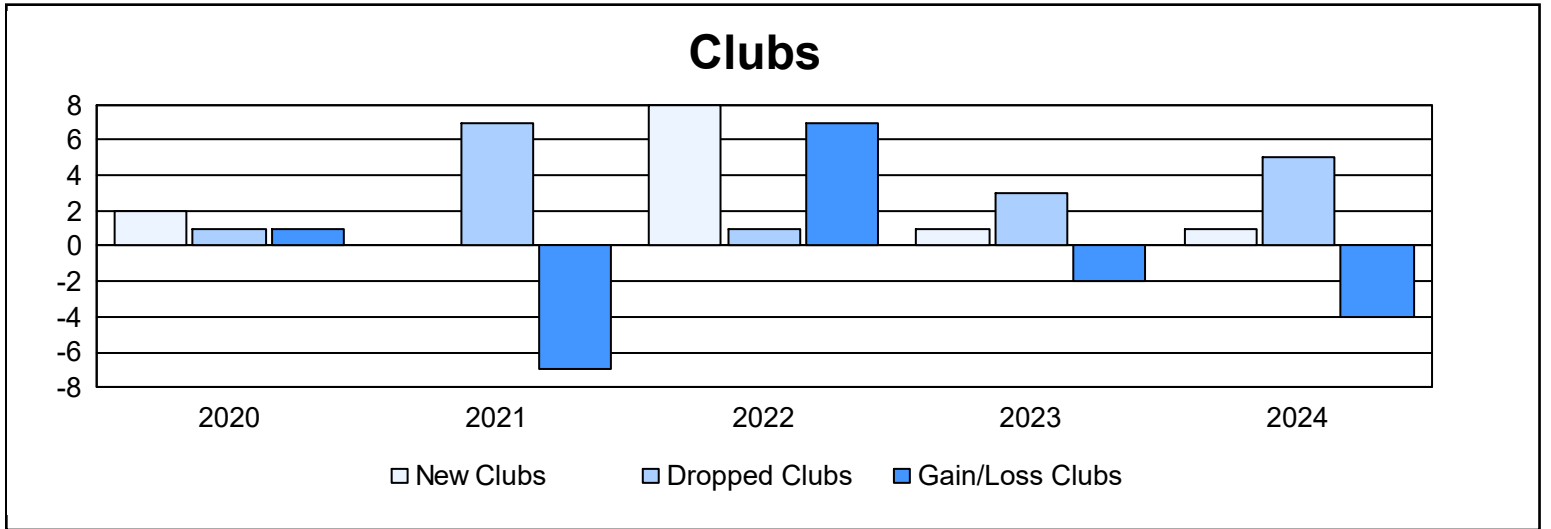
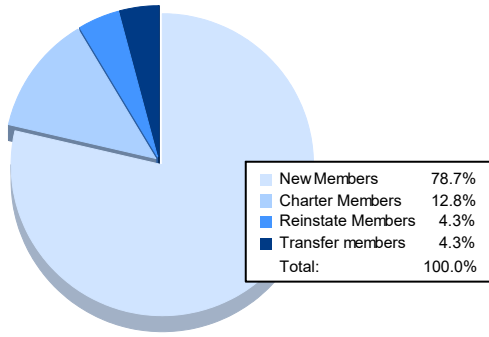


| Year | New Clubs | Dropped Clubs | Gain/ Loss Clubs | New Members | Charter Members | Reinstate Members | Transfer Members | Total Member Added | Total Members Dropped | Gain/ Loss Members |
|----------------|-----------|---------------|------------------|-------------|-----------------|-------------------|------------------|--------------------|-----------------------|--------------------|
| 2019-2020 | 2 | 1 | 1 | 26 | 57 | 13 | 0 | 96 | 243 | -147 |
| 2020-2021 | 0 | 7 | -7 | 76 | 1 | 10 | 4 | 91 | 213 | -122 |
| 2021-2022 | 8 | 1 | 7 | 215 | 213 | 2 | 4 | 434 | 144 | 290 |
| 2022-2023 | 1 | 3 | -2 | 163 | 49 | 1 | 18 | 231 | 316 | -85 |
| 2023-2024 | 1 | 5 | -4 | 129 | 21 | 7 | 7 | 164 | 267 | -103 |
| Average | 2 | 3 | -1 | 122 | 68 | 7 | 7 | 203 | 237 | -33 |



Membership Composition June 2024 Cumulative



Gender Composition June 2024 Cumulative

