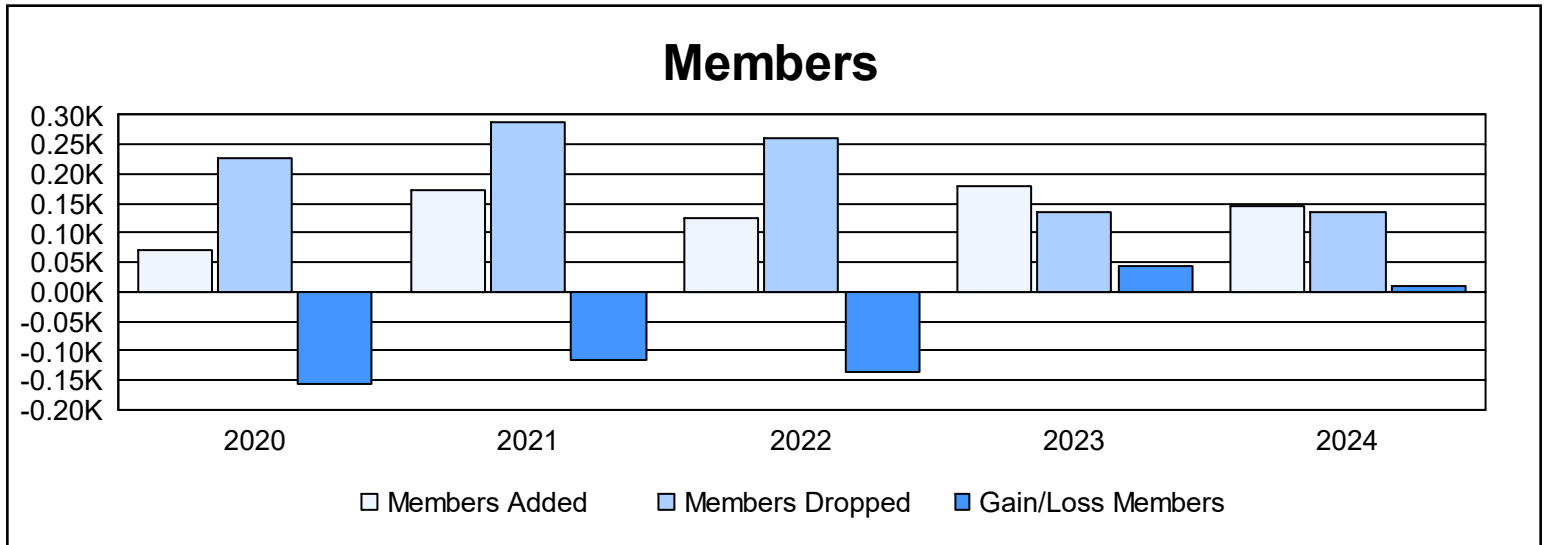
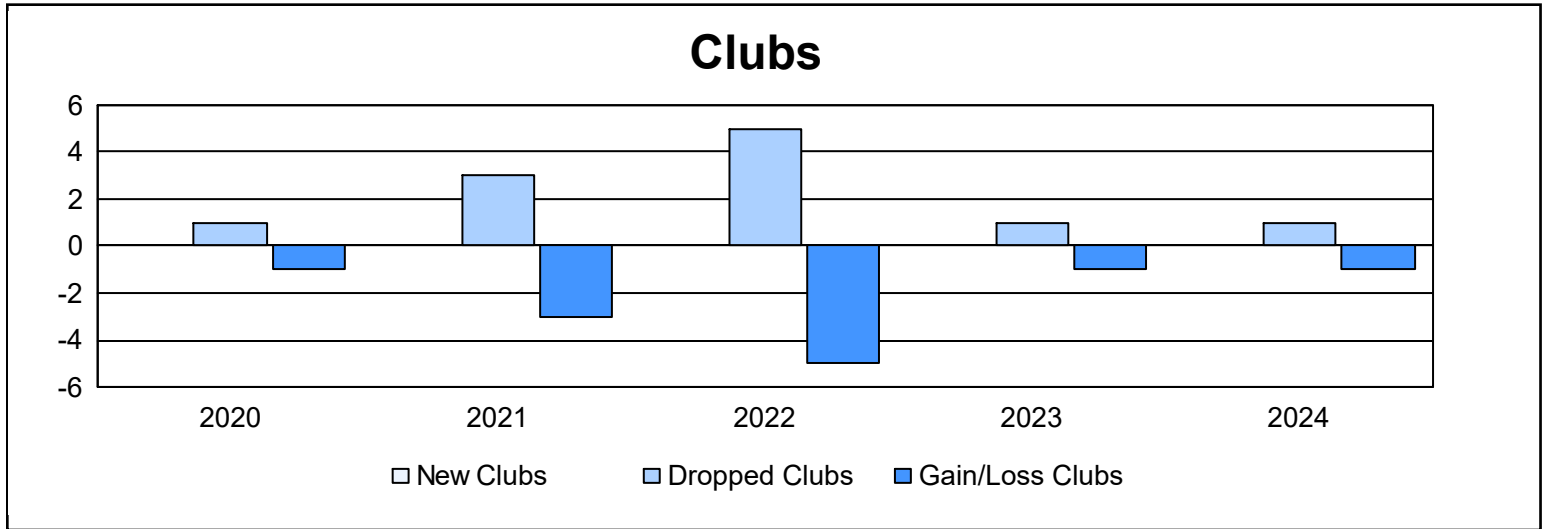
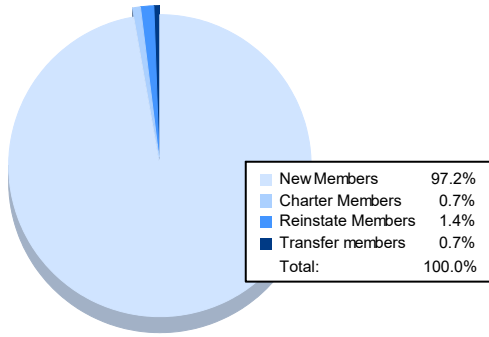


Year	New Clubs	Dropped Clubs	Gain/ Loss Clubs	New Members	Charter Members	Reinstate Members	Transfer Members	Total Member Added	Total Members Dropped	Gain/ Loss Members
2019-2020	0	1	-1	67	1	4	0	72	228	-156
2020-2021	0	3	-3	103	11	55	3	172	289	-117
2021-2022	0	5	-5	95	14	10	5	124	260	-136
2022-2023	0	1	-1	151	8	14	5	178	134	44
2023-2024	0	1	-1	141	1	2	1	145	135	10
<b>Average</b>	<b>0</b>	<b>2</b>	<b>-2</b>	<b>111</b>	<b>7</b>	<b>17</b>	<b>3</b>	<b>138</b>	<b>209</b>	<b>-71</b>



### Membership Composition June 2024 Cumulative



### Gender Composition June 2024 Cumulative

