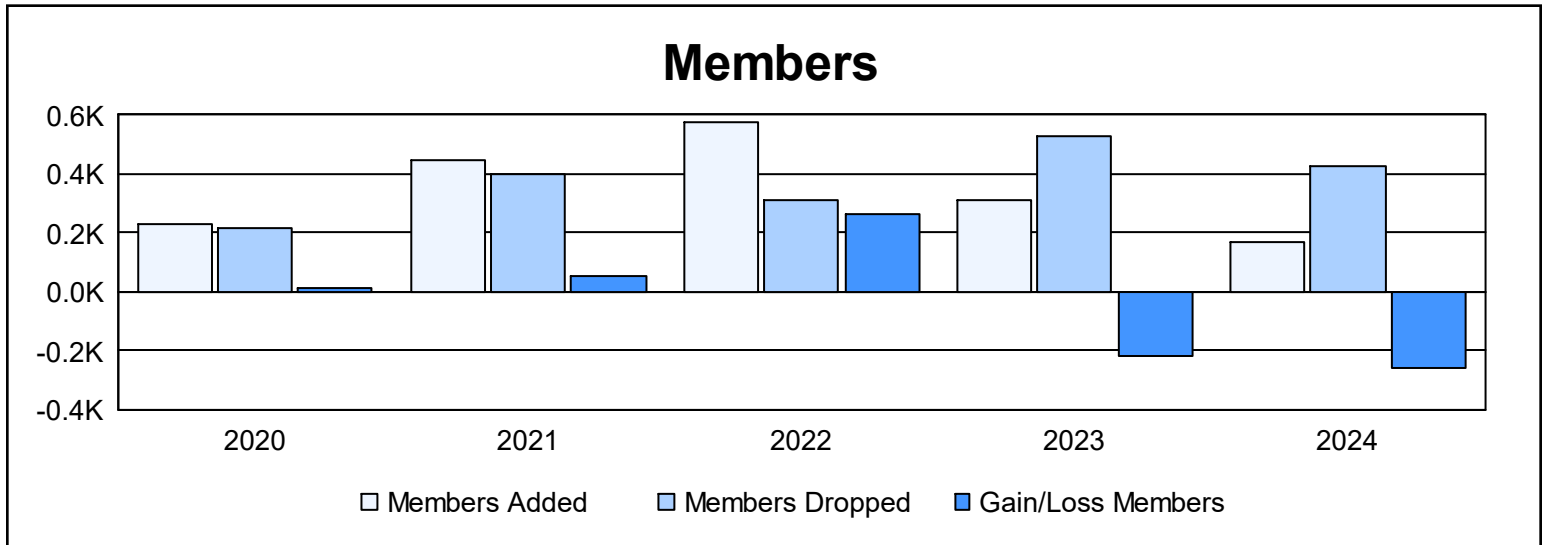
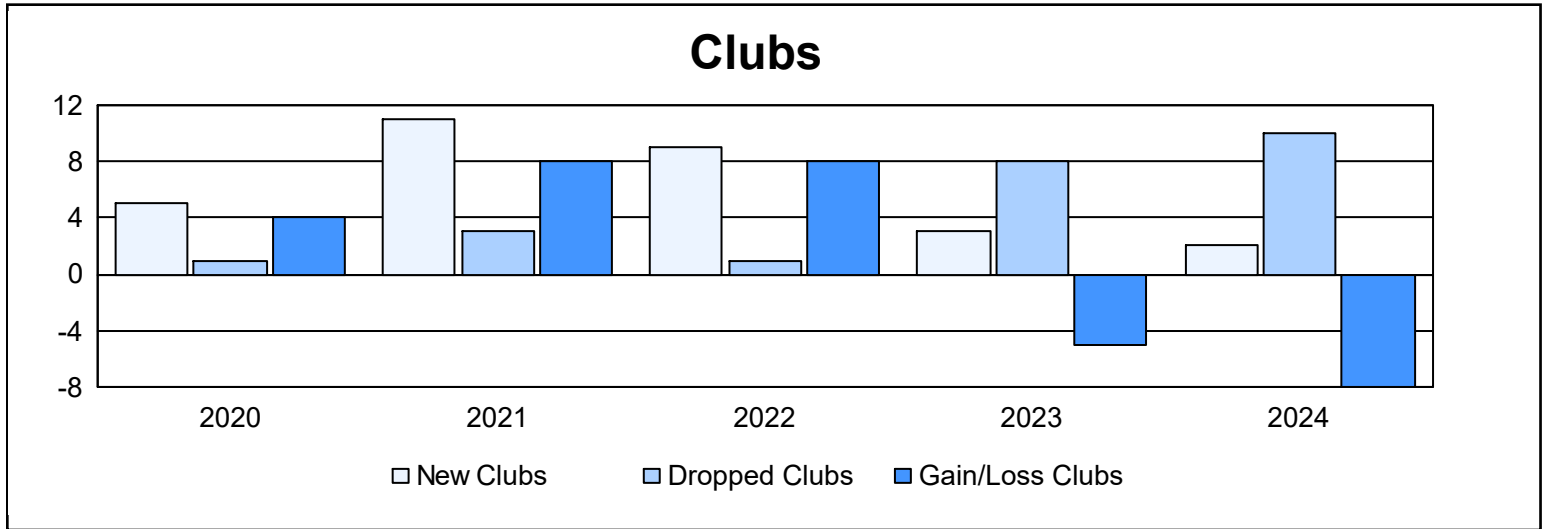
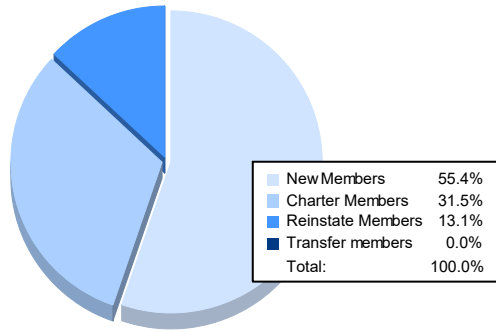


| Year | New Clubs | Dropped Clubs | Gain/ Loss Clubs | New Members | Charter Members | Reinstate Members | Transfer Members | Total Member Added | Total Members Dropped | Gain/ Loss Members |
|----------------|-----------|---------------|------------------|-------------|-----------------|-------------------|------------------|--------------------|-----------------------|--------------------|
| 2019-2020 | 5 | 1 | 4 | 116 | 96 | 13 | 2 | 227 | 217 | 10 |
| 2020-2021 | 11 | 3 | 8 | 210 | 232 | 6 | 2 | 450 | 398 | 52 |
| 2021-2022 | 9 | 1 | 8 | 294 | 262 | 21 | 1 | 578 | 313 | 265 |
| 2022-2023 | 3 | 8 | -5 | 127 | 147 | 36 | 2 | 312 | 529 | -217 |
| 2023-2024 | 2 | 10 | -8 | 93 | 53 | 22 | 0 | 168 | 424 | -256 |
| Average | 6 | 5 | 1 | 168 | 158 | 20 | 1 | 347 | 376 | -29 |



Membership Composition June 2024 Cumulative



Gender Composition June 2024 Cumulative

