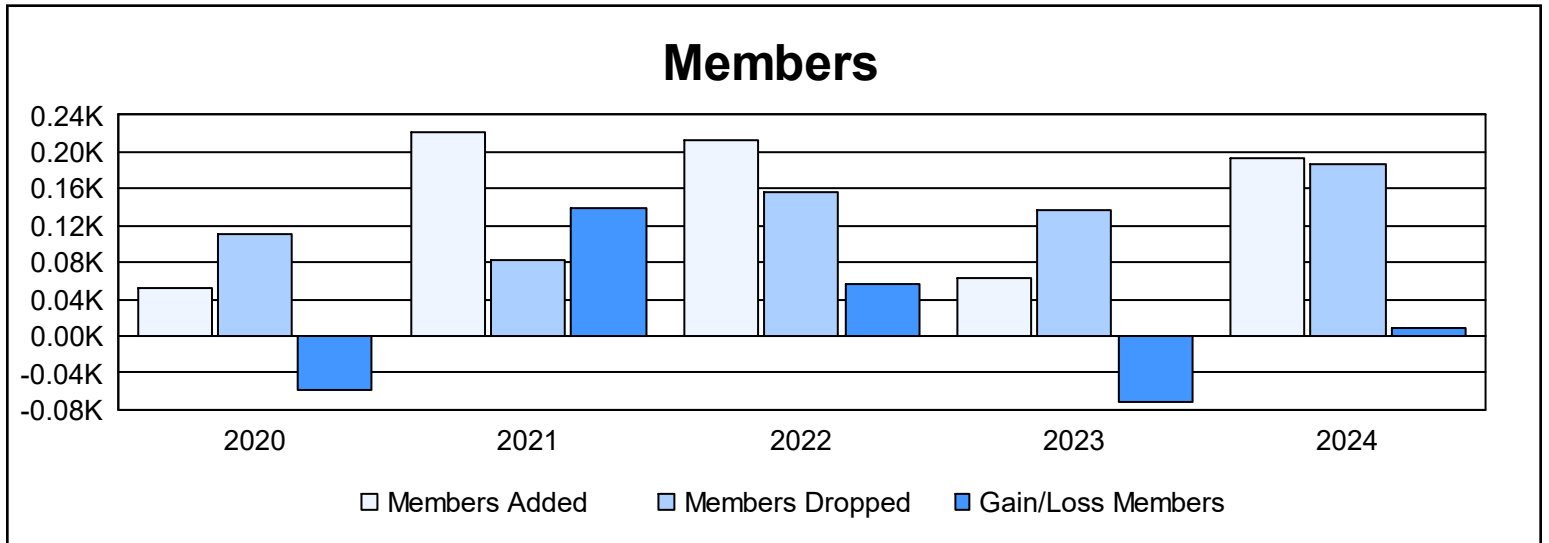
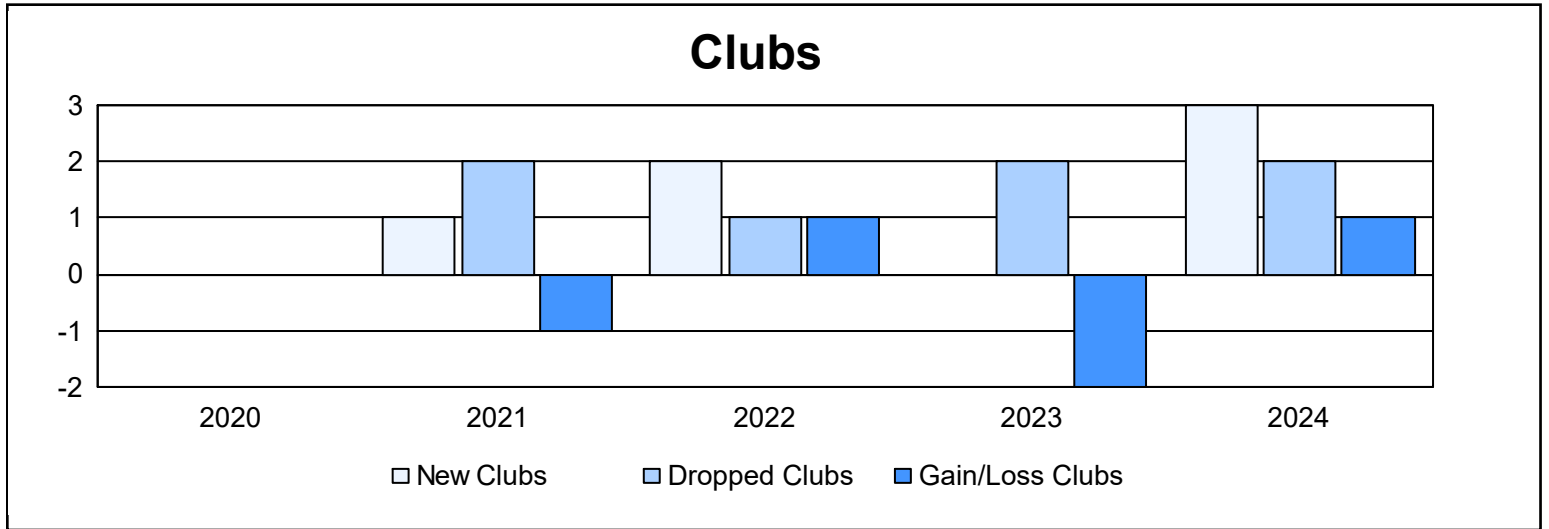
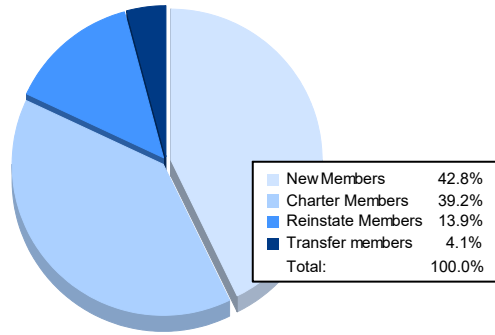


Year	New Clubs	Dropped Clubs	Gain/ Loss Clubs	New Members	Charter Members	Reinstate Members	Transfer Members	Total Member Added	Total Members Dropped	Gain/ Loss Members
2019-2020	0	0	0	46	0	2	3	51	110	-59
2020-2021	1	2	-1	189	28	2	3	222	82	140
2021-2022	2	1	1	154	40	13	6	213	157	56
2022-2023	0	2	-2	59	0	2	3	64	136	-72
2023-2024	3	2	1	83	76	27	8	194	186	8
<b>Average</b>	<b>1</b>	<b>1</b>	<b>0</b>	<b>106</b>	<b>29</b>	<b>9</b>	<b>5</b>	<b>149</b>	<b>134</b>	<b>15</b>



### Membership Composition June 2024 Cumulative



### Gender Composition June 2024 Cumulative

