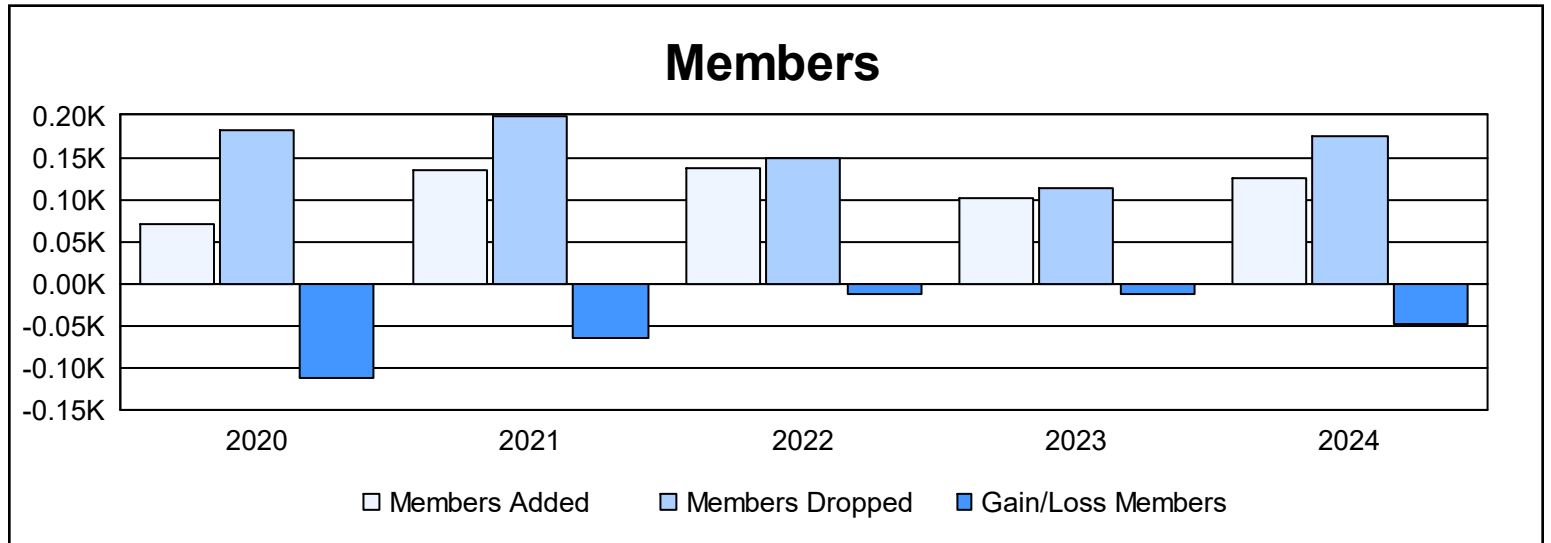
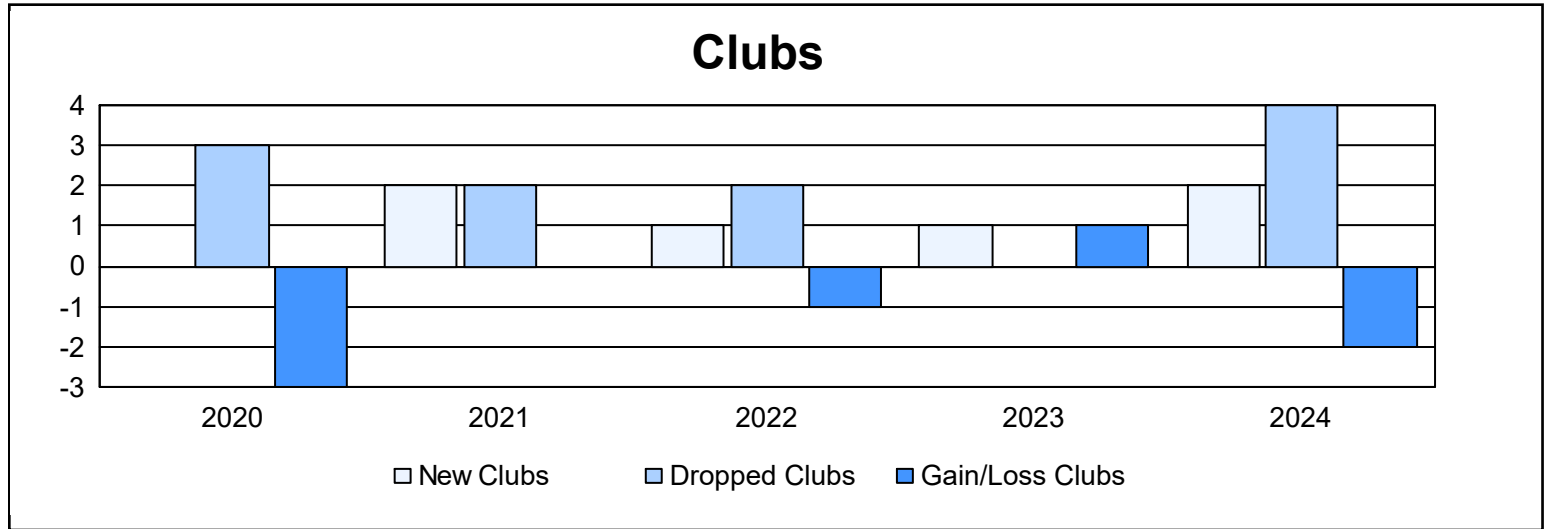
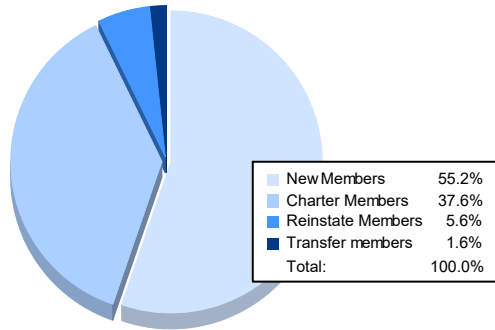


Year	New Clubs	Dropped Clubs	Gain/ Loss Clubs	New Members	Charter Members	Reinstate Members	Transfer Members	Total Member Added	Total Members Dropped	Gain/ Loss Members
2019-2020	0	3	-3	43	9	6	12	70	183	-113
2020-2021	2	2	0	51	71	8	4	134	198	-64
2021-2022	1	2	-1	92	33	4	7	136	149	-13
2022-2023	1	0	1	59	32	1	9	101	113	-12
2023-2024	2	4	-2	69	47	7	2	125	174	-49
<b>Average</b>	<b>1</b>	<b>2</b>	<b>-1</b>	<b>63</b>	<b>38</b>	<b>5</b>	<b>7</b>	<b>113</b>	<b>163</b>	<b>-50</b>



### Membership Composition June 2024 Cumulative



### Gender Composition June 2024 Cumulative

