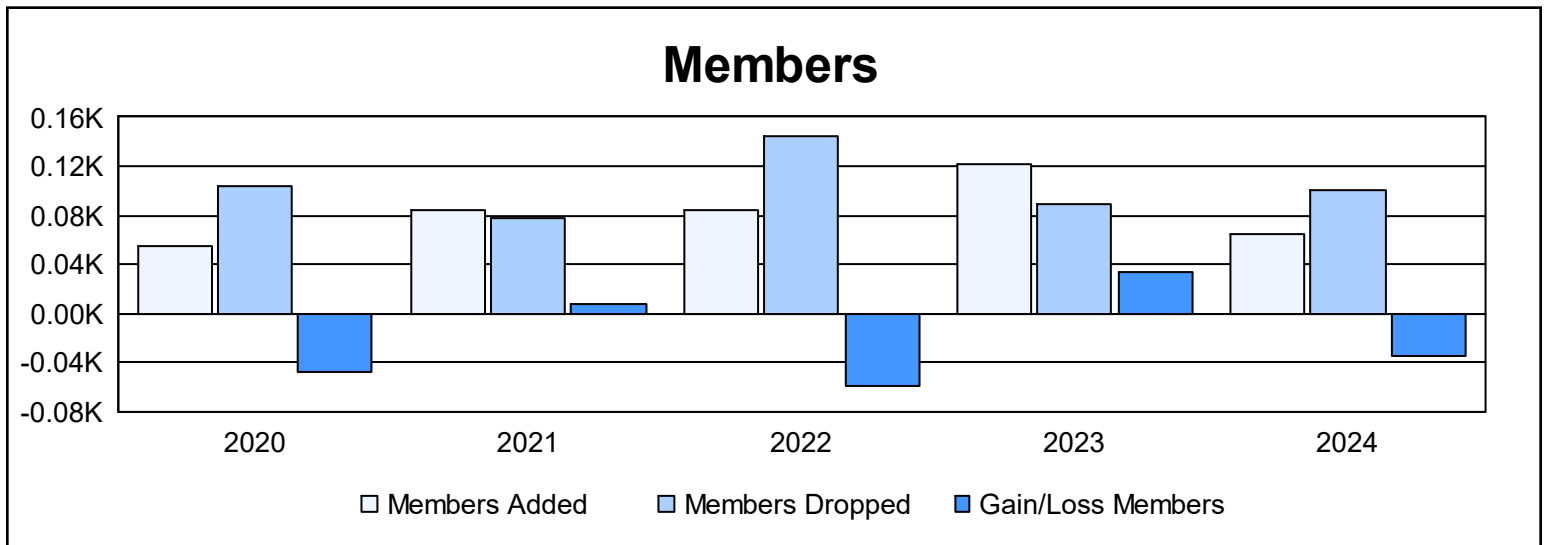
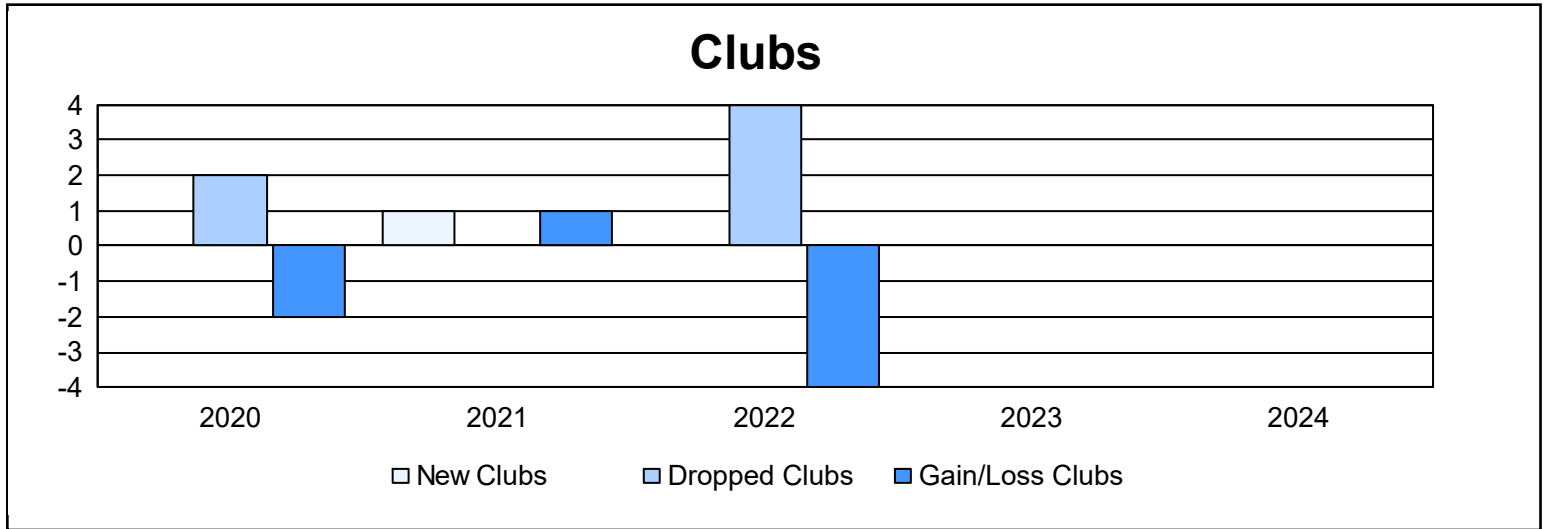
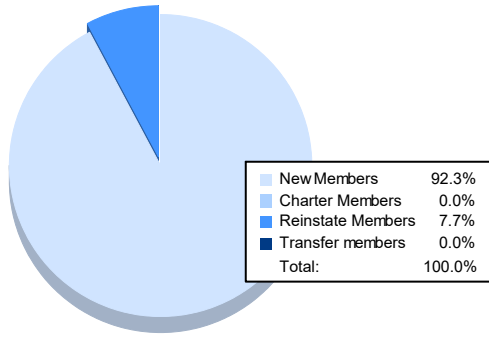


Year	New Clubs	Dropped Clubs	Gain/ Loss Clubs	New Members	Charter Members	Reinstate Members	Transfer Members	Total Member Added	Total Members Dropped	Gain/ Loss Members
2019-2020	0	2	-2	42	0	8	5	55	103	-48
2020-2021	1	0	1	44	30	7	3	84	77	7
2021-2022	0	4	-4	65	0	17	3	85	144	-59
2022-2023	0	0	0	105	0	15	2	122	89	33
2023-2024	0	0	0	60	0	5	0	65	100	-35
<b>Average</b>	<b>0</b>	<b>1</b>	<b>-1</b>	<b>63</b>	<b>6</b>	<b>10</b>	<b>3</b>	<b>82</b>	<b>103</b>	<b>-20</b>



### Membership Composition June 2024 Cumulative



### Gender Composition June 2024 Cumulative

