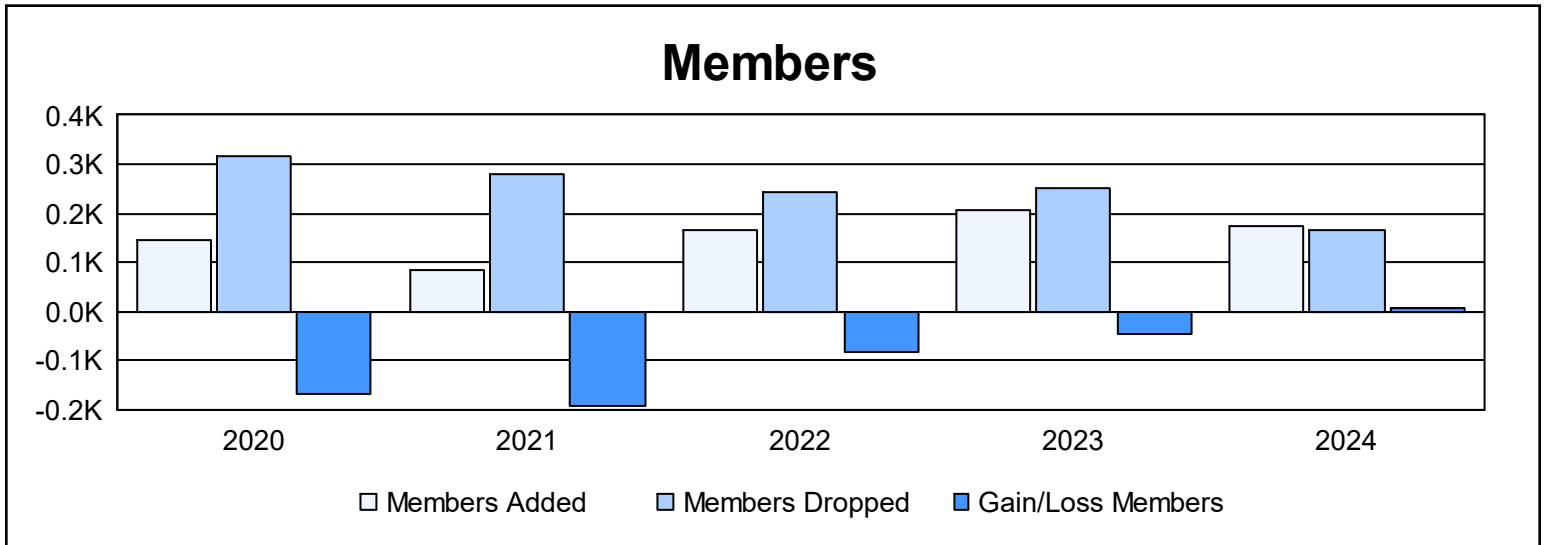
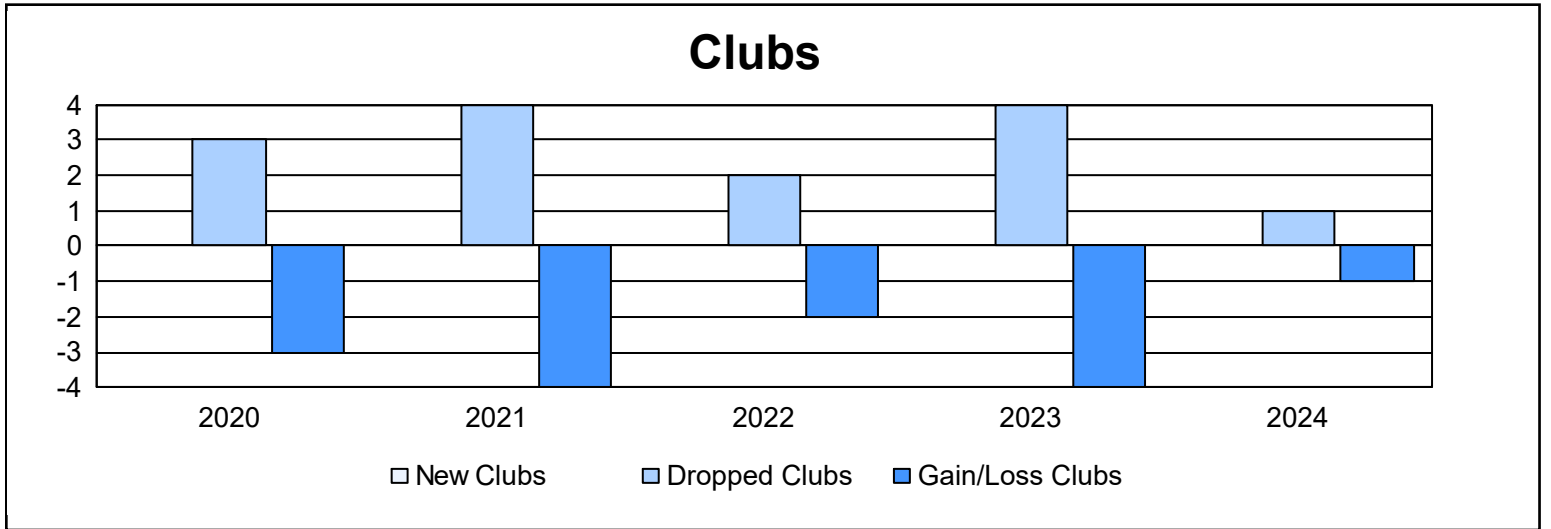
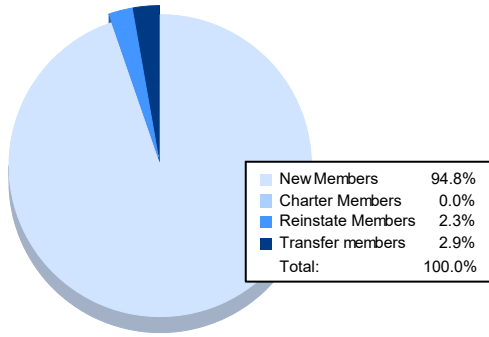


Year	New Clubs	Dropped Clubs	Gain/ Loss Clubs	New Members	Charter Members	Reinstate Members	Transfer Members	Total Member Added	Total Members Dropped	Gain/ Loss Members
2019-2020	0	3	-3	126	2	4	14	146	315	-169
2020-2021	0	4	-4	69	0	5	11	85	279	-194
2021-2022	0	2	-2	152	0	5	7	164	245	-81
2022-2023	0	4	-4	177	0	2	27	206	253	-47
2023-2024	0	1	-1	164	0	4	5	173	166	7
<b>Average</b>	<b>0</b>	<b>3</b>	<b>-3</b>	<b>138</b>	<b>0</b>	<b>4</b>	<b>13</b>	<b>155</b>	<b>252</b>	<b>-97</b>



### Membership Composition June 2024 Cumulative



### Gender Composition June 2024 Cumulative

