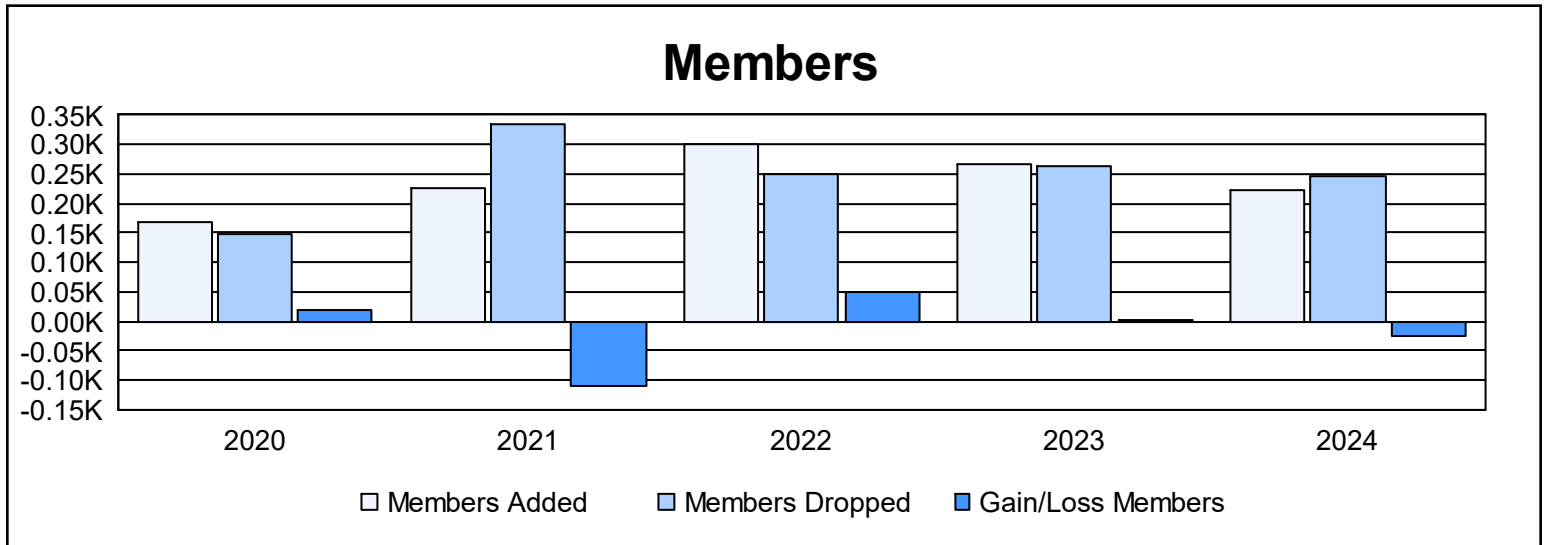
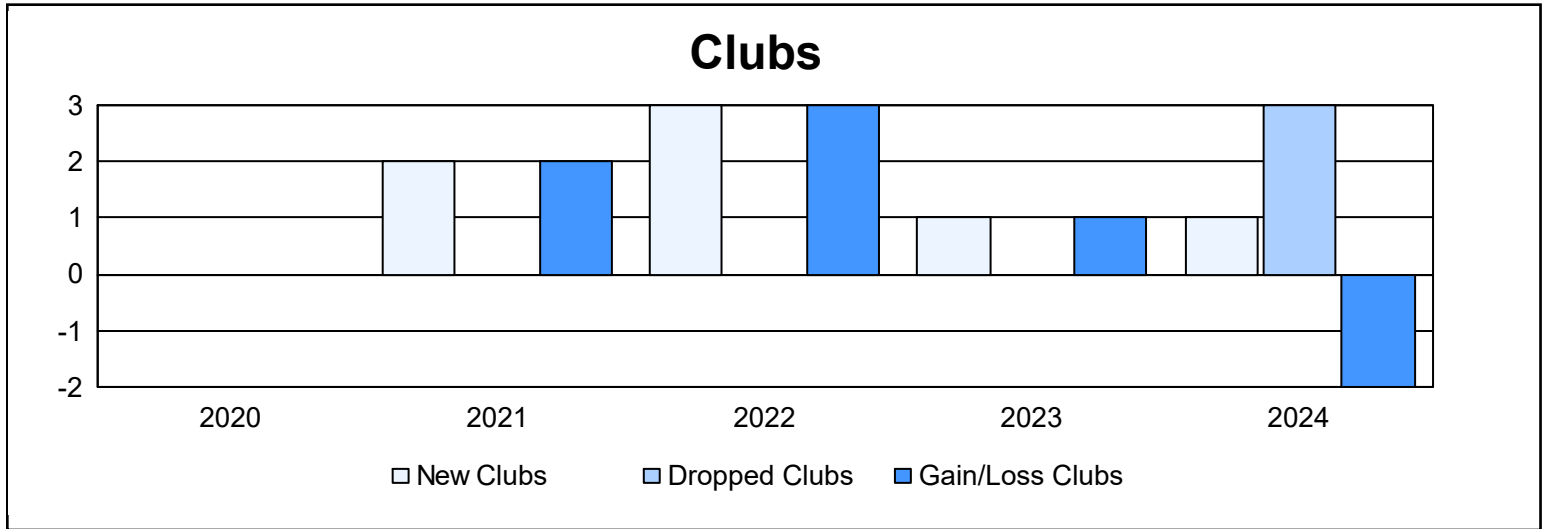
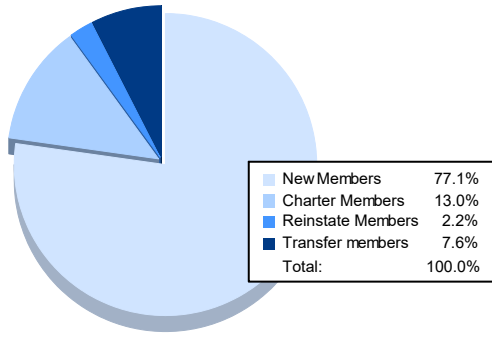


Year	New Clubs	Dropped Clubs	Gain/ Loss Clubs	New Members	Charter Members	Reinstate Members	Transfer Members	Total Member Added	Total Members Dropped	Gain/ Loss Members
2019-2020	0	0	0	146	3	7	11	167	149	18
2020-2021	2	0	2	142	63	5	16	226	335	-109
2021-2022	3	0	3	195	88	2	14	299	249	50
2022-2023	1	0	1	211	33	9	13	266	263	3
2023-2024	1	3	-2	172	29	5	17	223	248	-25
<b>Average</b>	<b>1</b>	<b>1</b>	<b>1</b>	<b>173</b>	<b>43</b>	<b>6</b>	<b>14</b>	<b>236</b>	<b>249</b>	<b>-13</b>



### Membership Composition June 2024 Cumulative



### Gender Composition June 2024 Cumulative

