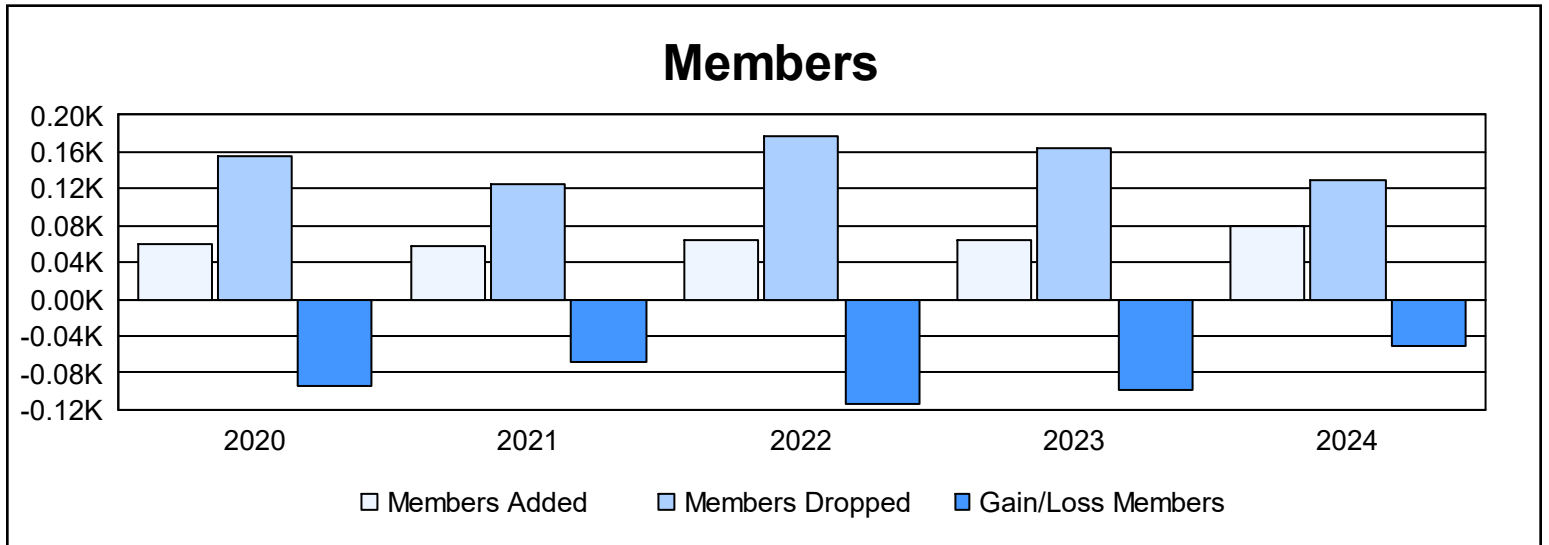
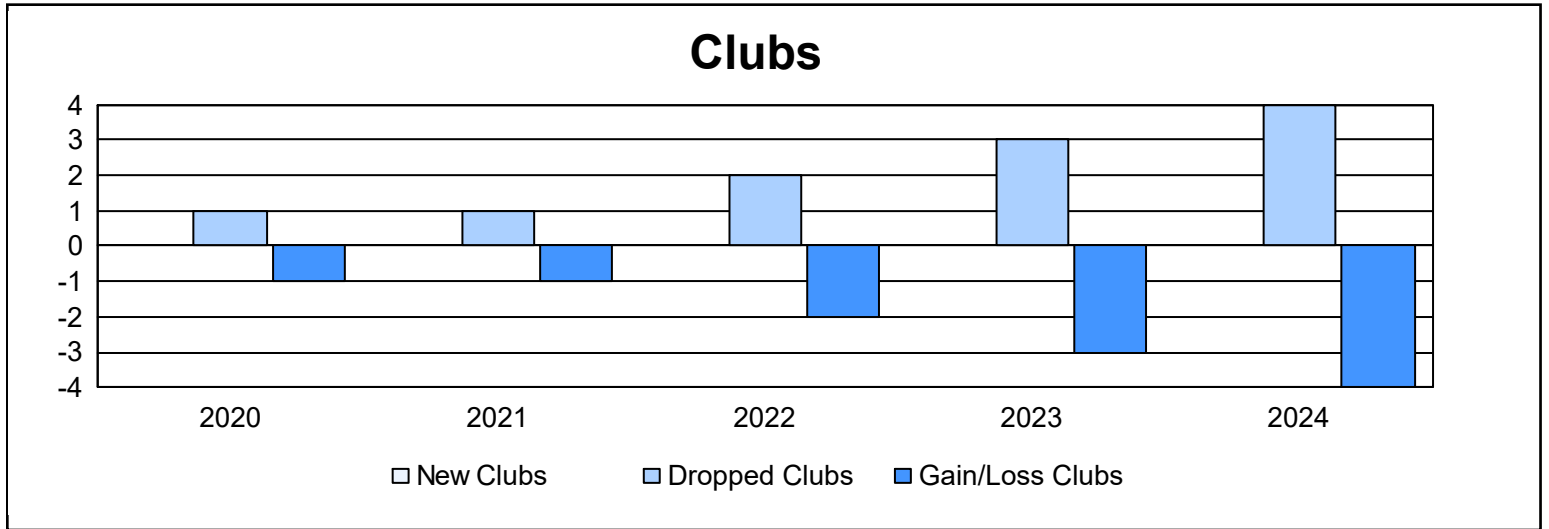
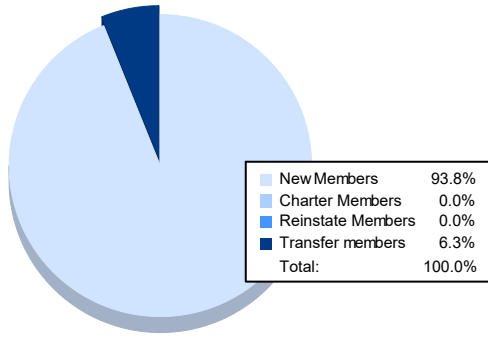


Year	New Clubs	Dropped Clubs	Gain/ Loss Clubs	New Members	Charter Members	Reinstate Members	Transfer Members	Total Member Added	Total Members Dropped	Gain/ Loss Members
2019-2020	0	1	-1	53	3	0	4	60	155	-95
2020-2021	0	1	-1	49	0	1	7	57	126	-69
2021-2022	0	2	-2	49	2	0	13	64	177	-113
2022-2023	0	3	-3	55	0	3	6	64	163	-99
2023-2024	0	4	-4	75	0	0	5	80	130	-50
<b>Average</b>	<b>0</b>	<b>2</b>	<b>-2</b>	<b>56</b>	<b>1</b>	<b>1</b>	<b>7</b>	<b>65</b>	<b>150</b>	<b>-85</b>



### Membership Composition June 2024 Cumulative



### Gender Composition June 2024 Cumulative

