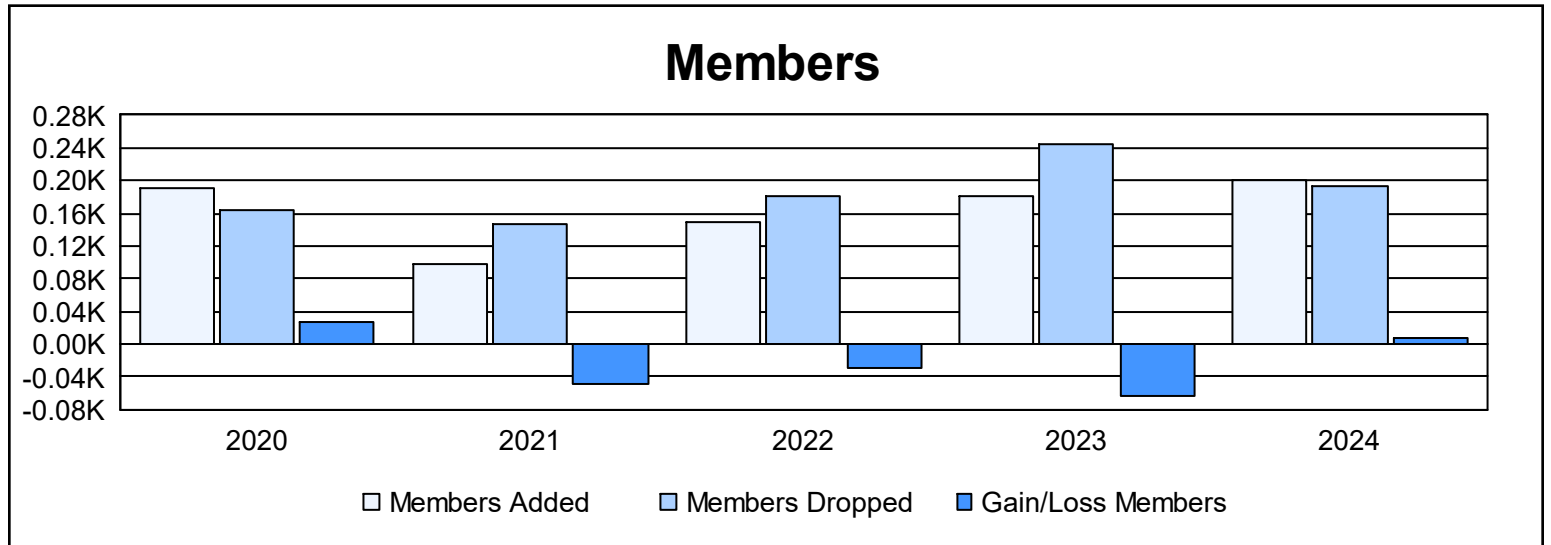
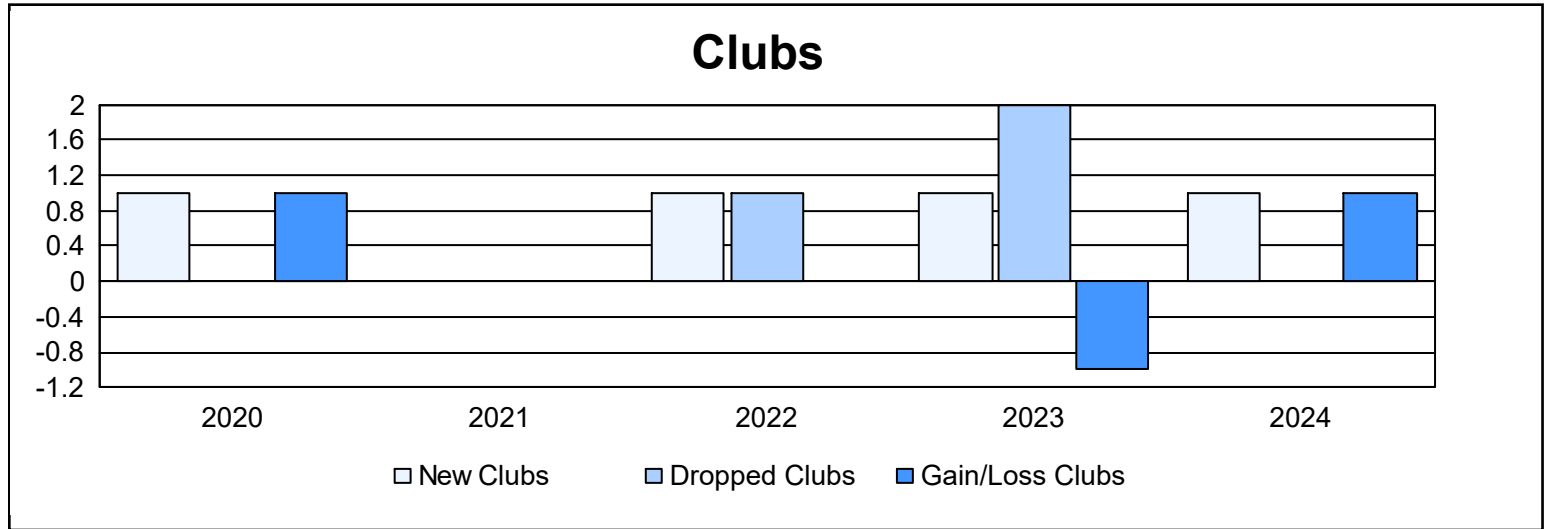
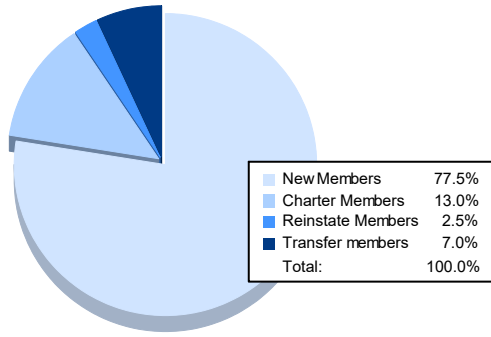


Year	New Clubs	Dropped Clubs	Gain/ Loss Clubs	New Members	Charter Members	Reinstate Members	Transfer Members	Total Member Added	Total Members Dropped	Gain/ Loss Members
2019-2020	1	0	1	155	21	1	13	190	164	26
2020-2021	0	0	0	91	0	2	4	97	146	-49
2021-2022	1	1	0	120	25	1	4	150	180	-30
2022-2023	1	2	-1	150	24	1	6	181	245	-64
2023-2024	1	0	1	155	26	5	14	200	192	8
<b>Average</b>	<b>1</b>	<b>1</b>	<b>0</b>	<b>134</b>	<b>19</b>	<b>2</b>	<b>8</b>	<b>164</b>	<b>185</b>	<b>-22</b>



### Membership Composition June 2024 Cumulative



### Gender Composition June 2024 Cumulative

