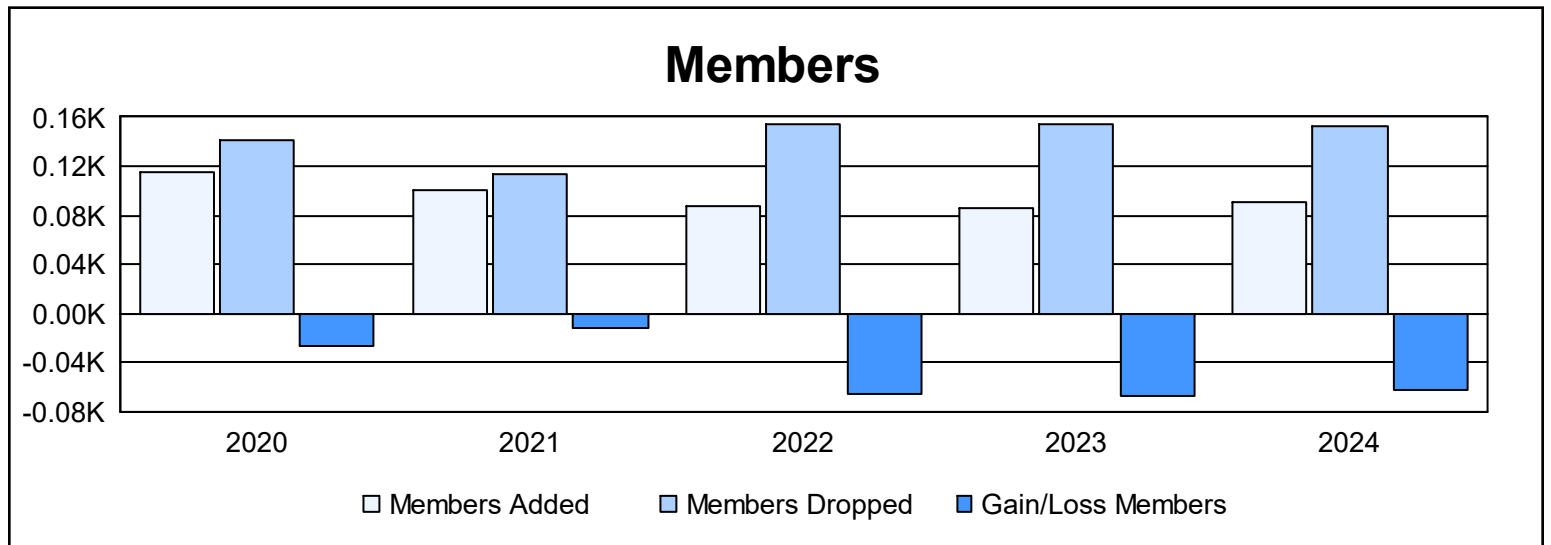
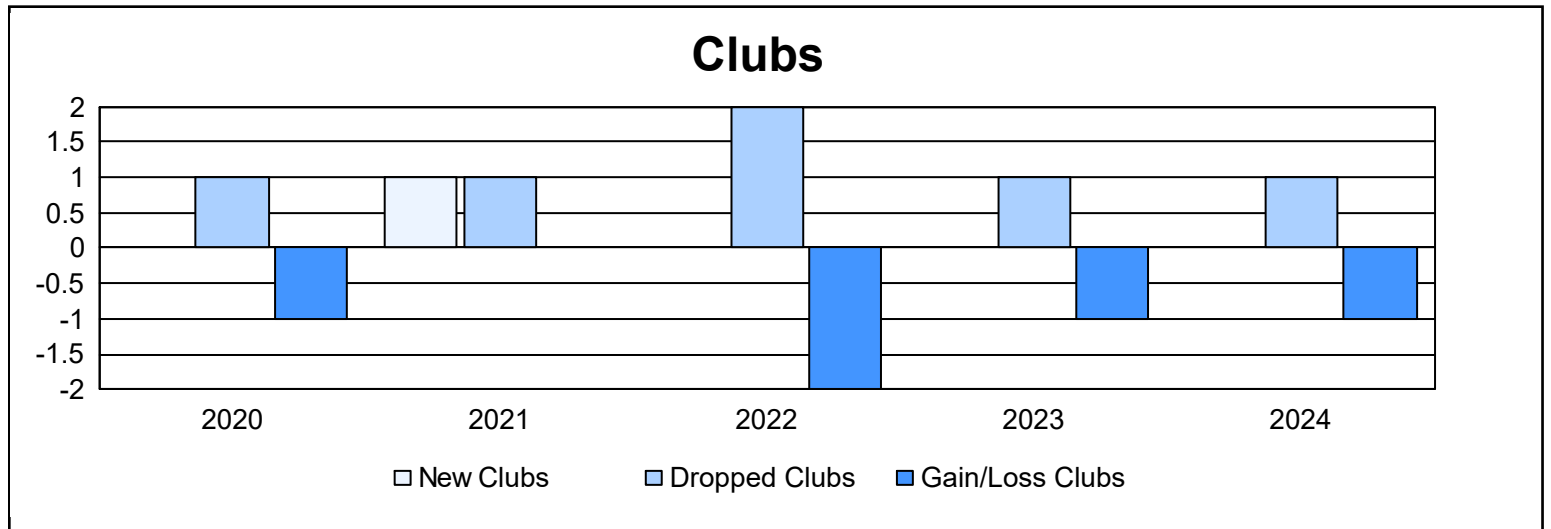
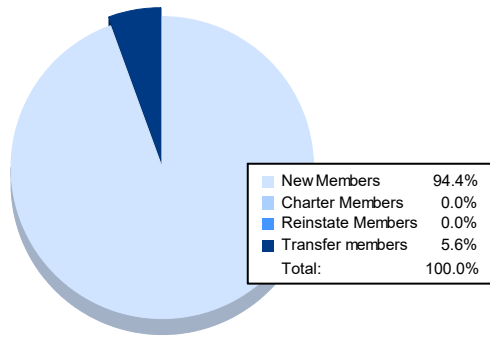


Year	New Clubs	Dropped Clubs	Gain/ Loss Clubs	New Members	Charter Members	Reinstate Members	Transfer Members	Total Member Added	Total Members Dropped	Gain/ Loss Members
2019-2020	0	1	-1	84	1	1	29	115	142	-27
2020-2021	1	1	0	64	20	3	14	101	113	-12
2021-2022	0	2	-2	71	0	1	16	88	154	-66
2022-2023	0	1	-1	77	0	0	9	86	154	-68
2023-2024	0	1	-1	85	0	0	5	90	152	-62
<b>Average</b>	<b>0</b>	<b>1</b>	<b>-1</b>	<b>76</b>	<b>4</b>	<b>1</b>	<b>15</b>	<b>96</b>	<b>143</b>	<b>-47</b>



### Membership Composition June 2024 Cumulative



### Gender Composition June 2024 Cumulative

