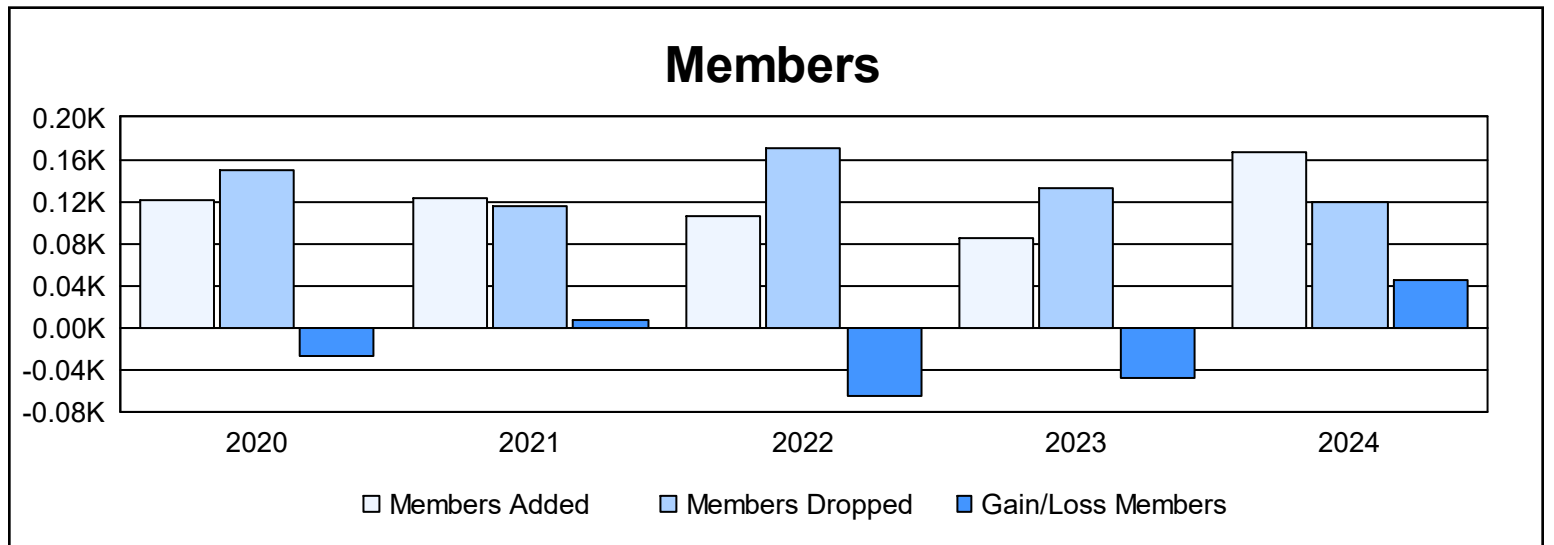
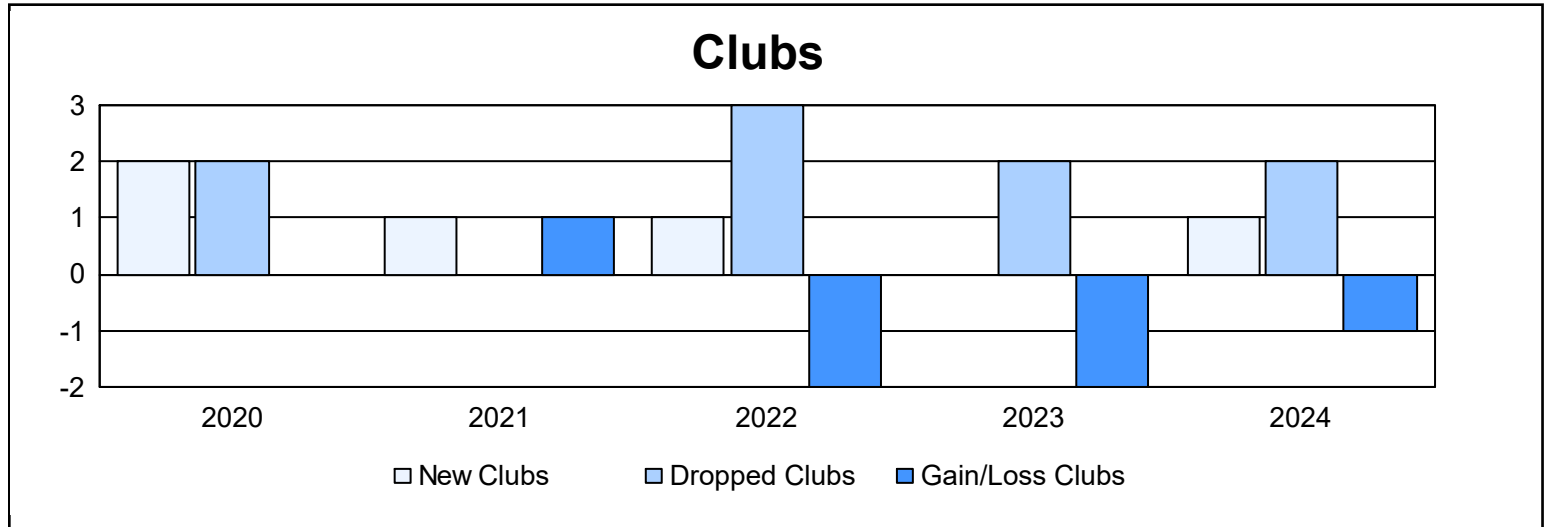
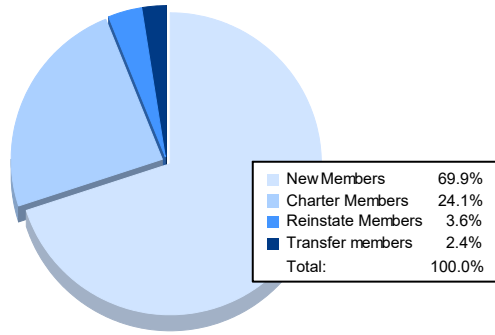


Year	New Clubs	Dropped Clubs	Gain/ Loss Clubs	New Members	Charter Members	Reinstate Members	Transfer Members	Total Member Added	Total Members Dropped	Gain/ Loss Members
2019-2020	2	2	0	74	43	1	3	121	149	-28
2020-2021	1	0	1	92	29	1	1	123	115	8
2021-2022	1	3	-2	58	28	17	2	105	171	-66
2022-2023	0	2	-2	75	4	4	2	85	133	-48
2023-2024	1	2	-1	116	40	6	4	166	120	46
<b>Average</b>	<b>1</b>	<b>2</b>	<b>-1</b>	<b>83</b>	<b>29</b>	<b>6</b>	<b>2</b>	<b>120</b>	<b>138</b>	<b>-18</b>



### Membership Composition June 2024 Cumulative



### Gender Composition June 2024 Cumulative

