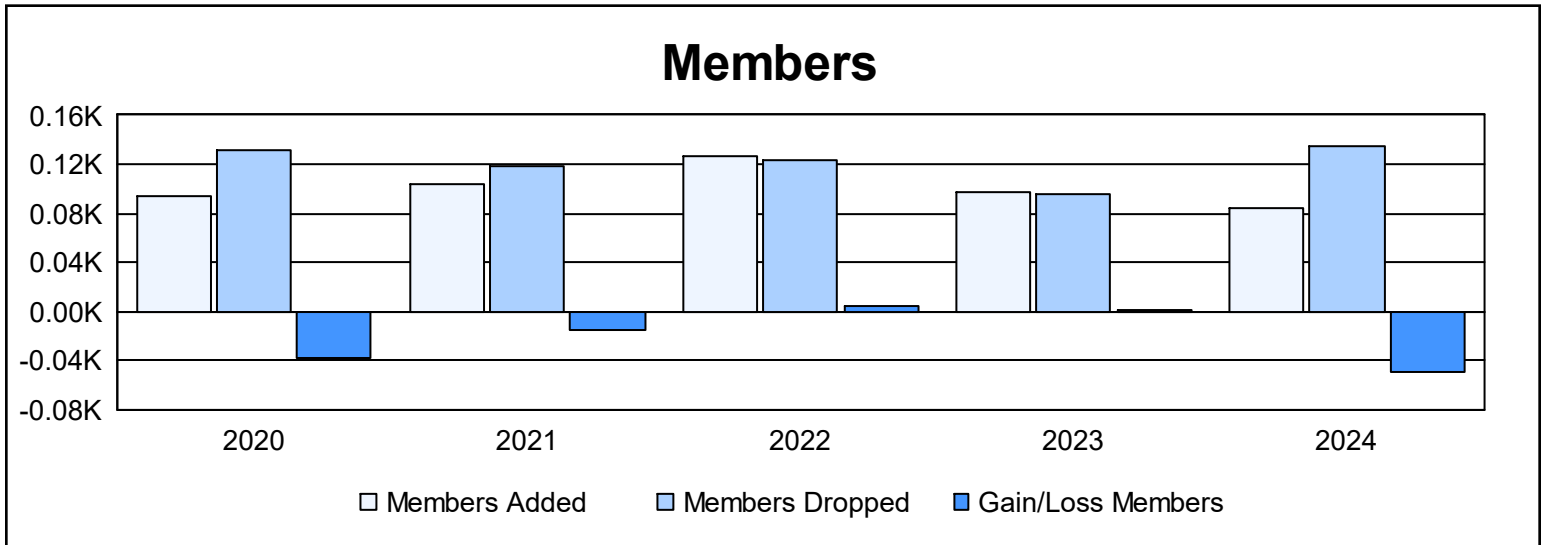
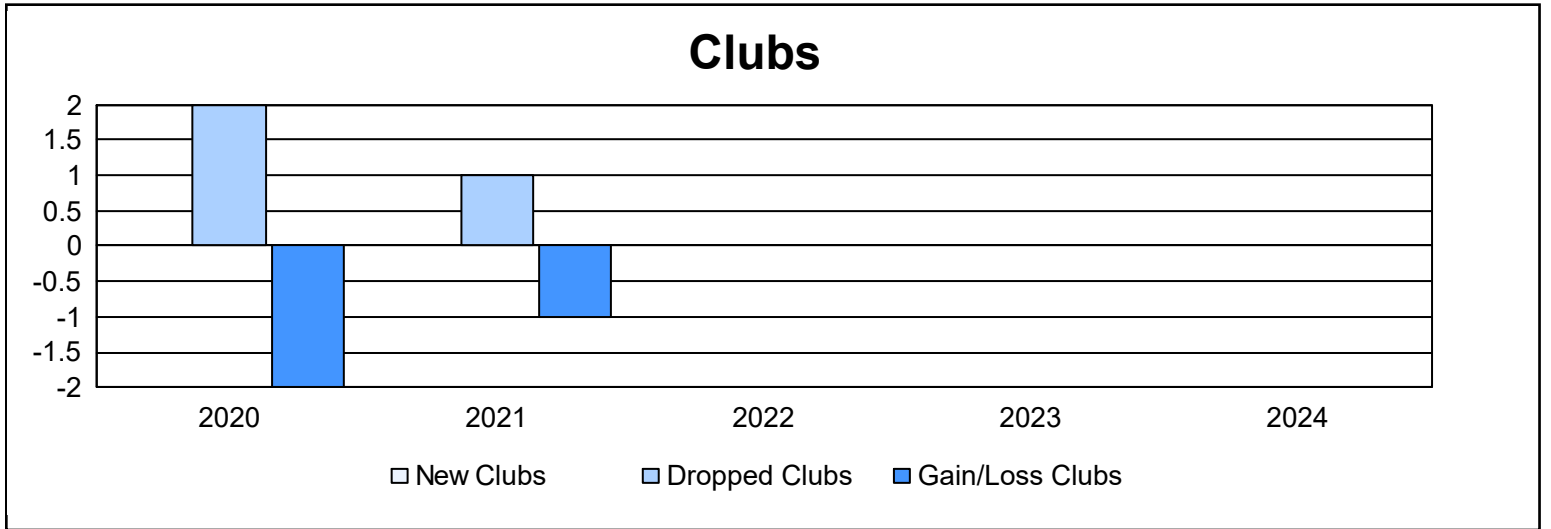
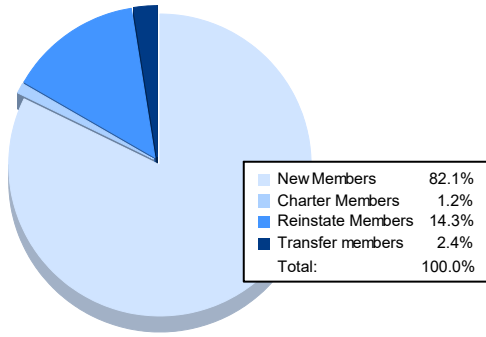


Year	New Clubs	Dropped Clubs	Gain/ Loss Clubs	New Members	Charter Members	Reinstate Members	Transfer Members	Total Member Added	Total Members Dropped	Gain/ Loss Members
2019-2020	0	2	-2	80	0	7	7	94	132	-38
2020-2021	0	1	-1	96	0	4	3	103	118	-15
2021-2022	0	0	0	121	0	2	4	127	123	4
2022-2023	0	0	0	93	0	2	2	97	96	1
2023-2024	0	0	0	69	1	12	2	84	134	-50
<b>Average</b>	<b>0</b>	<b>1</b>	<b>-1</b>	<b>92</b>	<b>0</b>	<b>5</b>	<b>4</b>	<b>101</b>	<b>121</b>	<b>-20</b>



### Membership Composition June 2024 Cumulative



### Gender Composition June 2024 Cumulative

