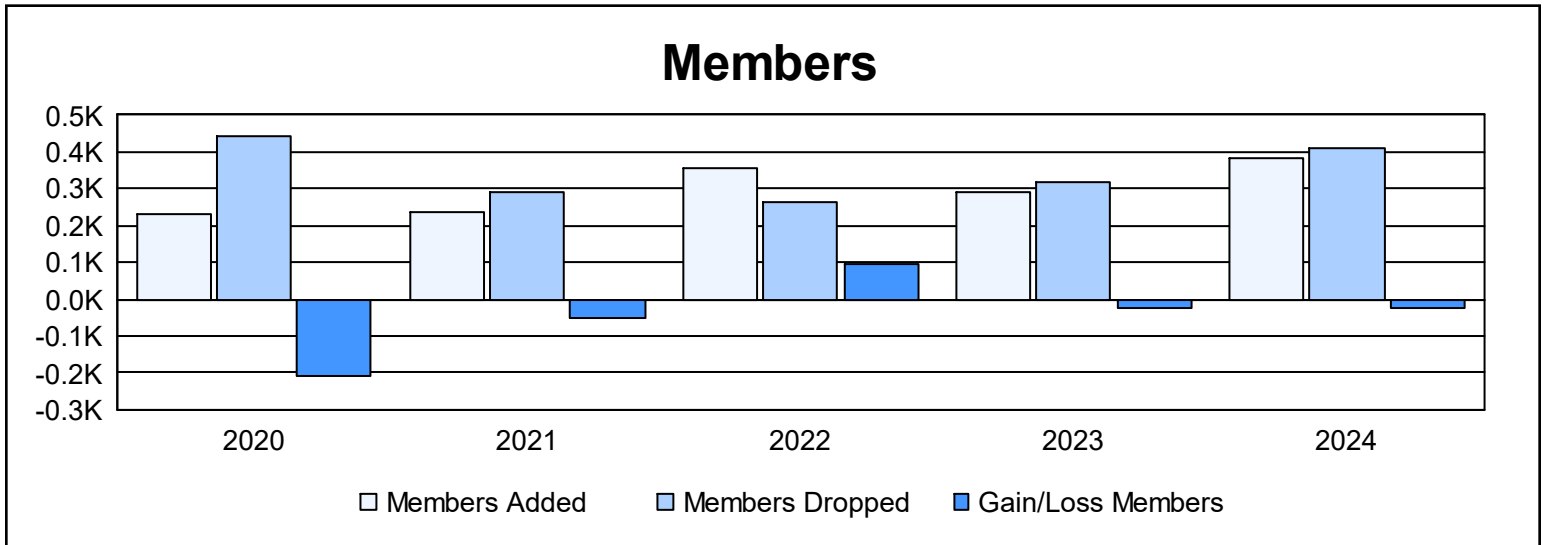
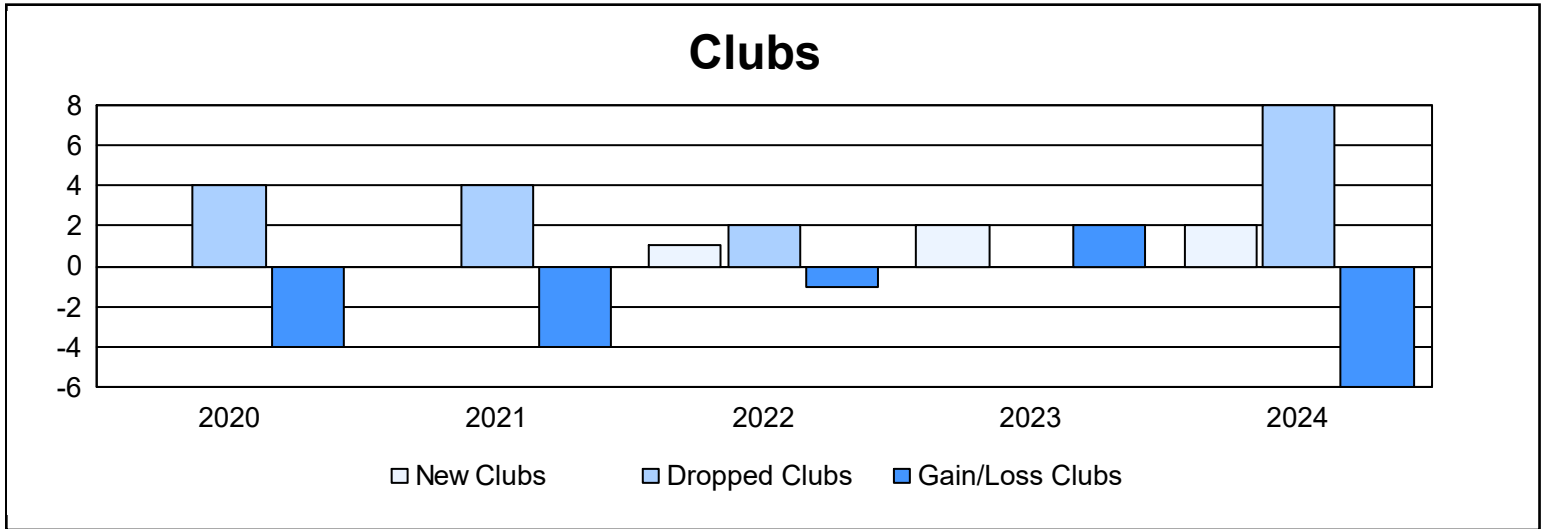
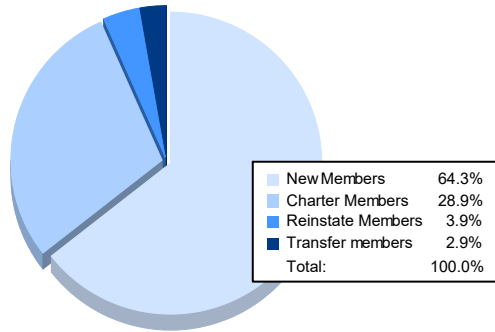


Year	New Clubs	Dropped Clubs	Gain/ Loss Clubs	New Members	Charter Members	Reinstate Members	Transfer Members	Total Member Added	Total Members Dropped	Gain/ Loss Members
2019-2020	0	4	-4	151	38	29	13	231	442	-211
2020-2021	0	4	-4	197	10	16	15	238	289	-51
2021-2022	1	2	-1	296	32	18	12	358	261	97
2022-2023	2	0	2	202	61	20	10	293	319	-26
2023-2024	2	8	-6	247	111	15	11	384	409	-25
<b>Average</b>	<b>1</b>	<b>4</b>	<b>-3</b>	<b>219</b>	<b>50</b>	<b>20</b>	<b>12</b>	<b>301</b>	<b>344</b>	<b>-43</b>



### Membership Composition June 2024 Cumulative



### Gender Composition June 2024 Cumulative

