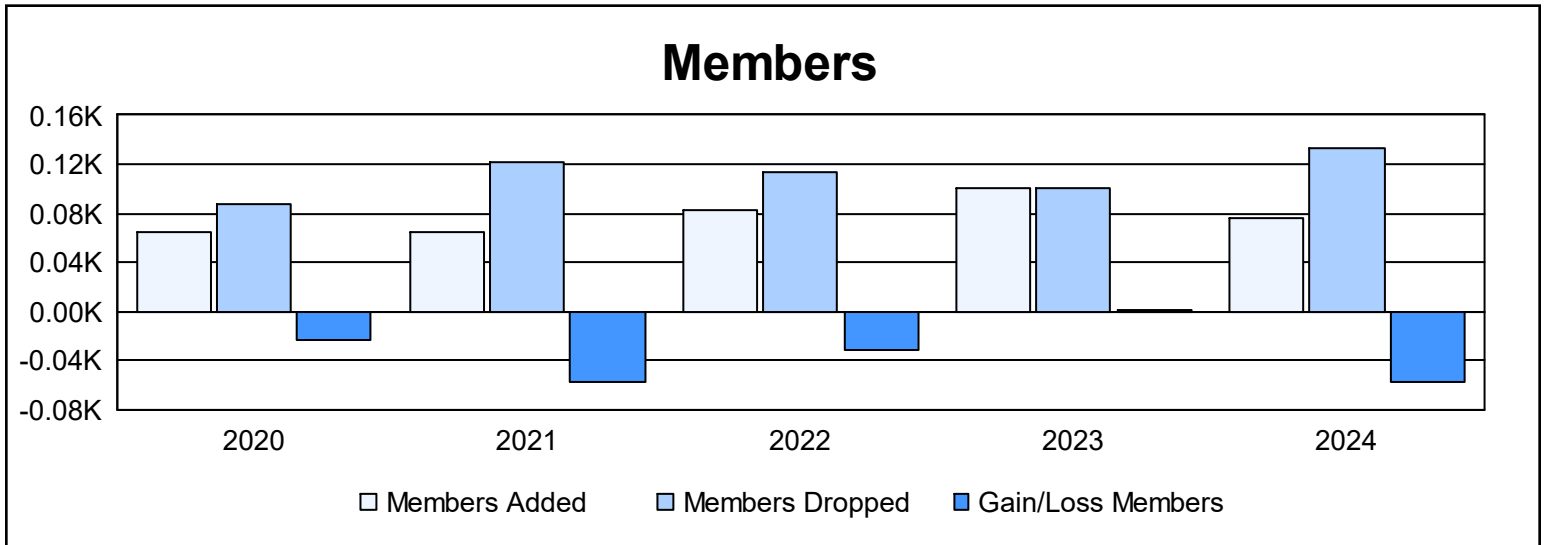
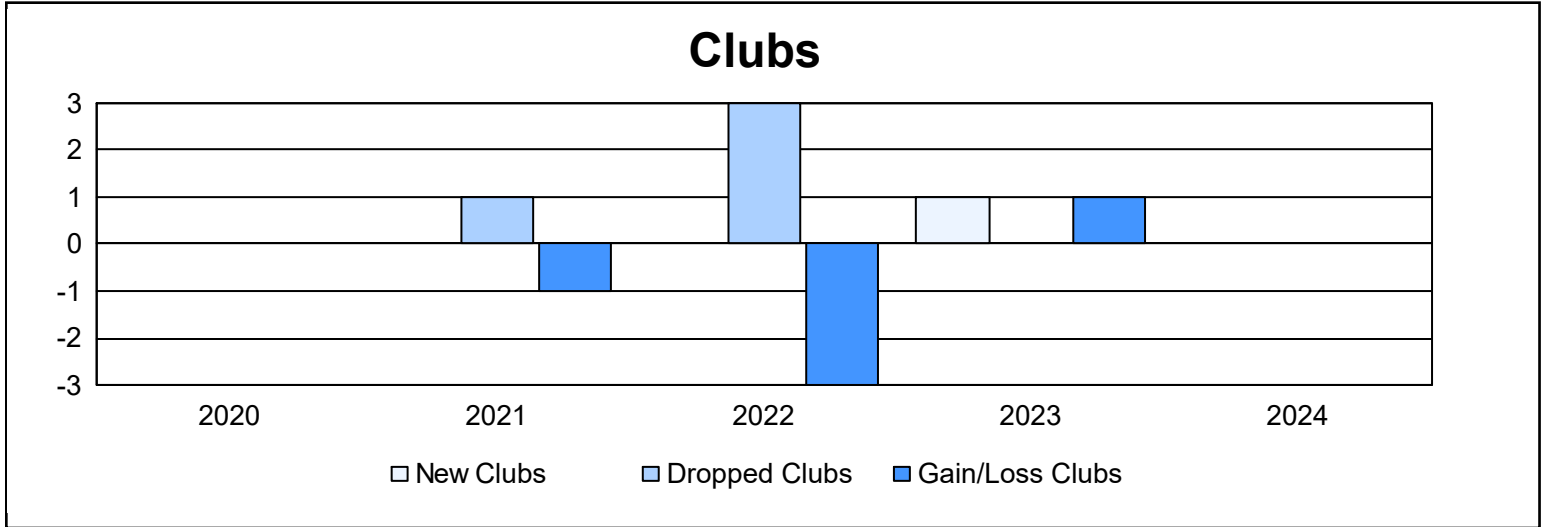
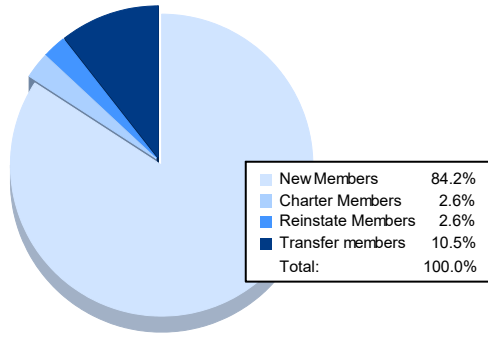


Year	New Clubs	Dropped Clubs	Gain/ Loss Clubs	New Members	Charter Members	Reinstate Members	Transfer Members	Total Member Added	Total Members Dropped	Gain/ Loss Members
2019-2020	0	0	0	57	0	2	5	64	87	-23
2020-2021	0	1	-1	58	1	2	3	64	122	-58
2021-2022	0	3	-3	70	1	4	7	82	113	-31
2022-2023	1	0	1	66	25	4	6	101	100	1
2023-2024	0	0	0	64	2	2	8	76	133	-57
<b>Average</b>	<b>0</b>	<b>1</b>	<b>-1</b>	<b>63</b>	<b>6</b>	<b>3</b>	<b>6</b>	<b>77</b>	<b>111</b>	<b>-34</b>



### Membership Composition June 2024 Cumulative



### Gender Composition June 2024 Cumulative

