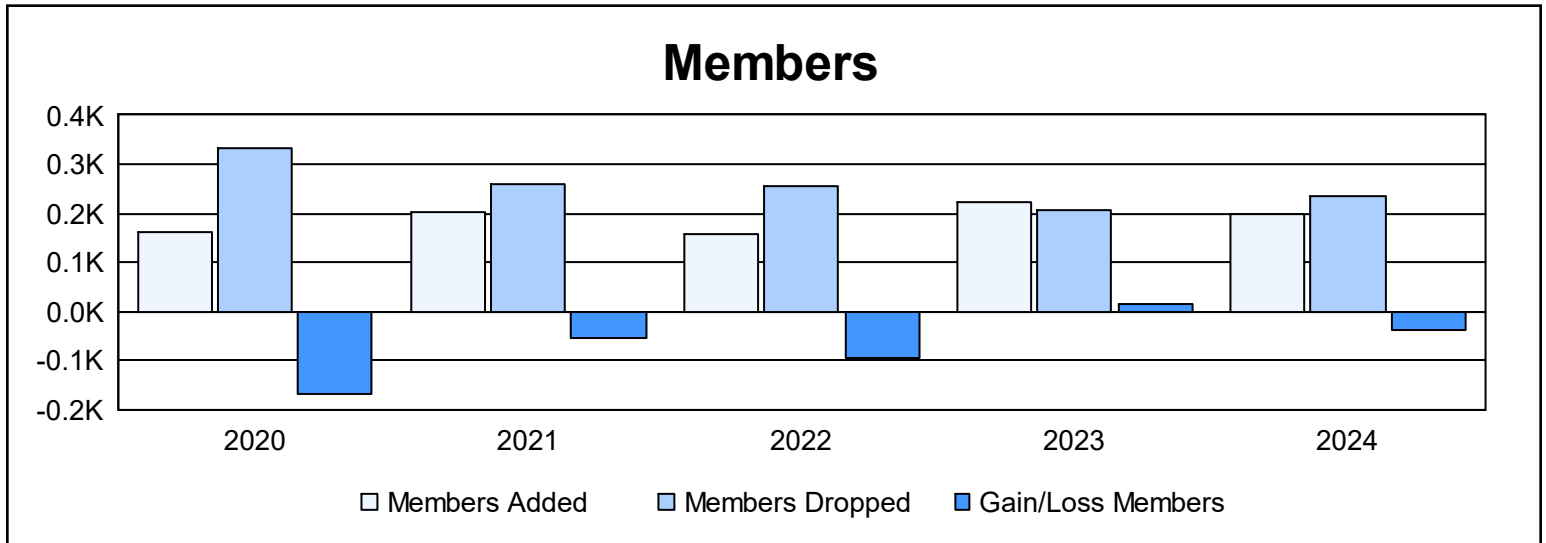
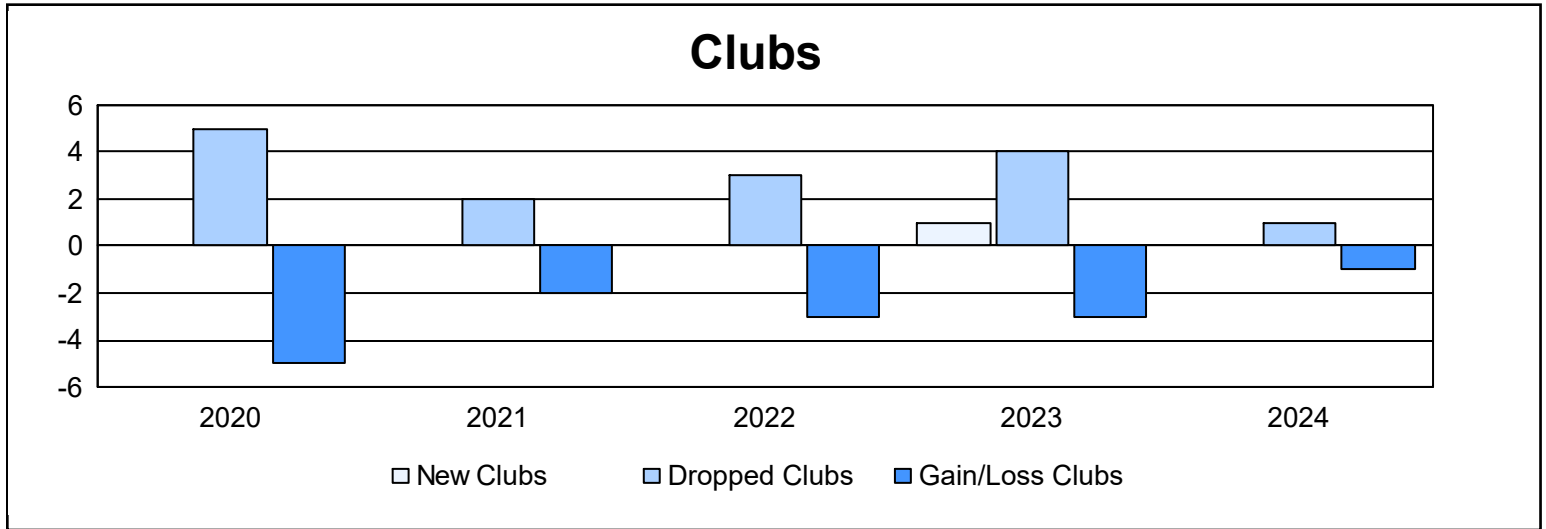
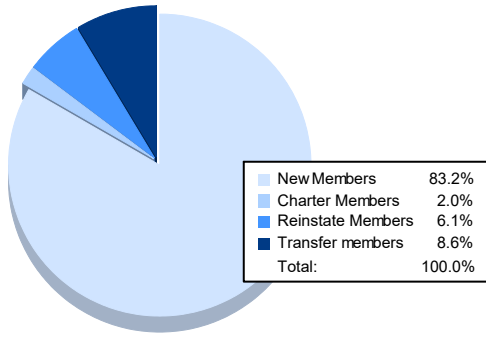


Year	New Clubs	Dropped Clubs	Gain/Loss Clubs	New Members	Charter Members	Reinstate Members	Transfer Members	Total Member Added	Total Members Dropped	Gain/Loss Members
2019-2020	0	5	-5	132	3	12	16	163	332	-169
2020-2021	0	2	-2	165	3	8	27	203	258	-55
2021-2022	0	3	-3	125	7	4	23	159	255	-96
2022-2023	1	4	-3	164	27	6	24	221	205	16
2023-2024	0	1	-1	164	4	12	17	197	234	-37
<b>Average</b>	<b>0</b>	<b>3</b>	<b>-3</b>	<b>150</b>	<b>9</b>	<b>8</b>	<b>21</b>	<b>189</b>	<b>257</b>	<b>-68</b>



### Membership Composition June 2024 Cumulative



### Gender Composition June 2024 Cumulative

