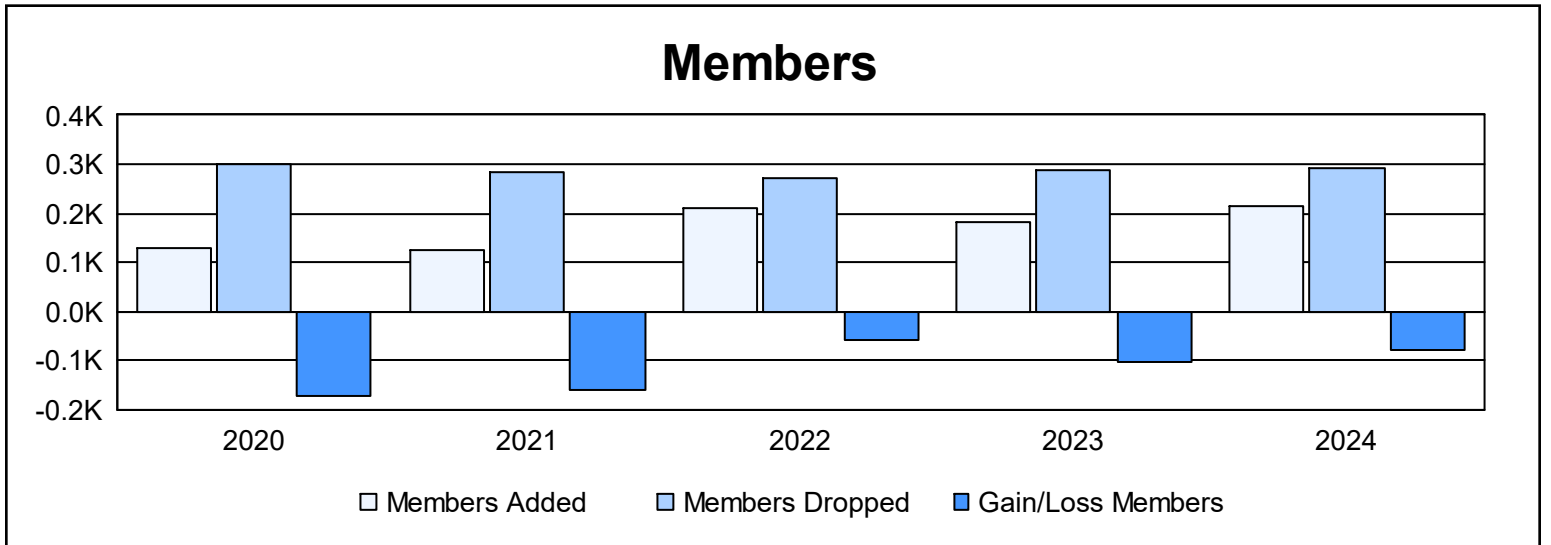
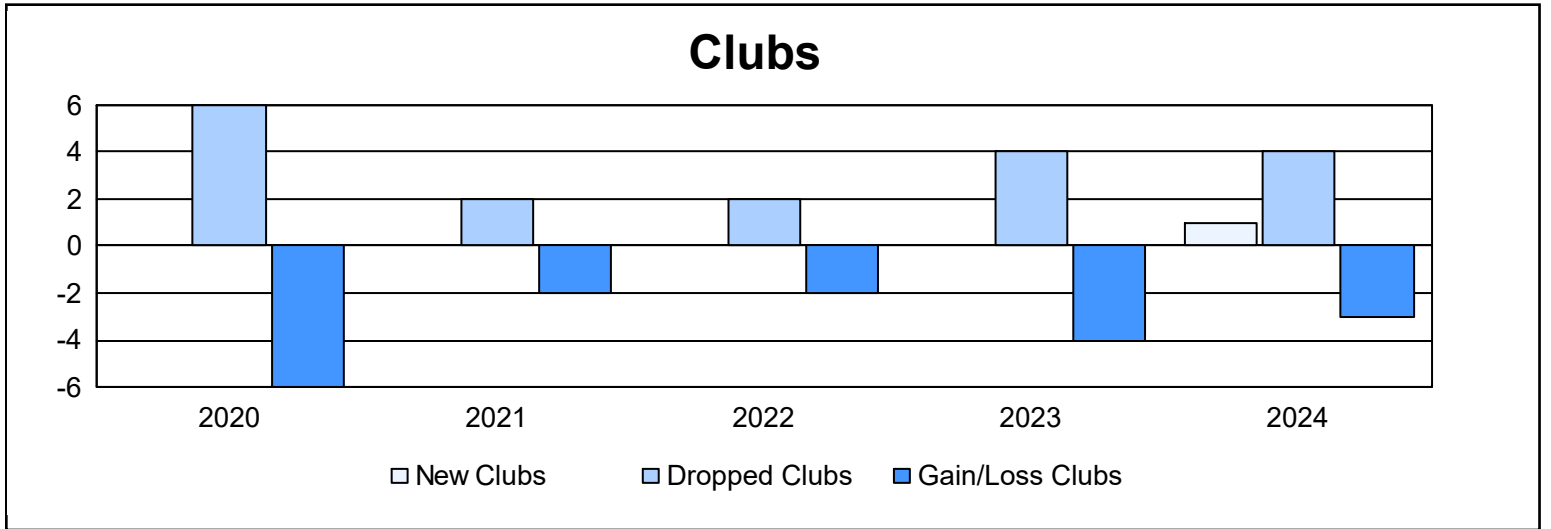
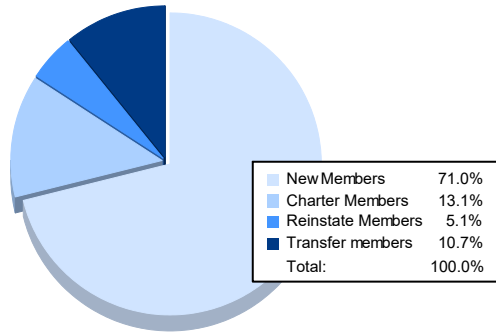


Year	New Clubs	Dropped Clubs	Gain/ Loss Clubs	New Members	Charter Members	Reinstate Members	Transfer Members	Total Member Added	Total Members Dropped	Gain/ Loss Members
2019-2020	0	6	-6	98	11	3	18	130	301	-171
2020-2021	0	2	-2	94	1	3	26	124	283	-159
2021-2022	0	2	-2	179	2	22	8	211	270	-59
2022-2023	0	4	-4	156	9	8	11	184	288	-104
2023-2024	1	4	-3	152	28	11	23	214	291	-77
<b>Average</b>	<b>0</b>	<b>4</b>	<b>-3</b>	<b>136</b>	<b>10</b>	<b>9</b>	<b>17</b>	<b>173</b>	<b>287</b>	<b>-114</b>



### Membership Composition June 2024 Cumulative



### Gender Composition June 2024 Cumulative

