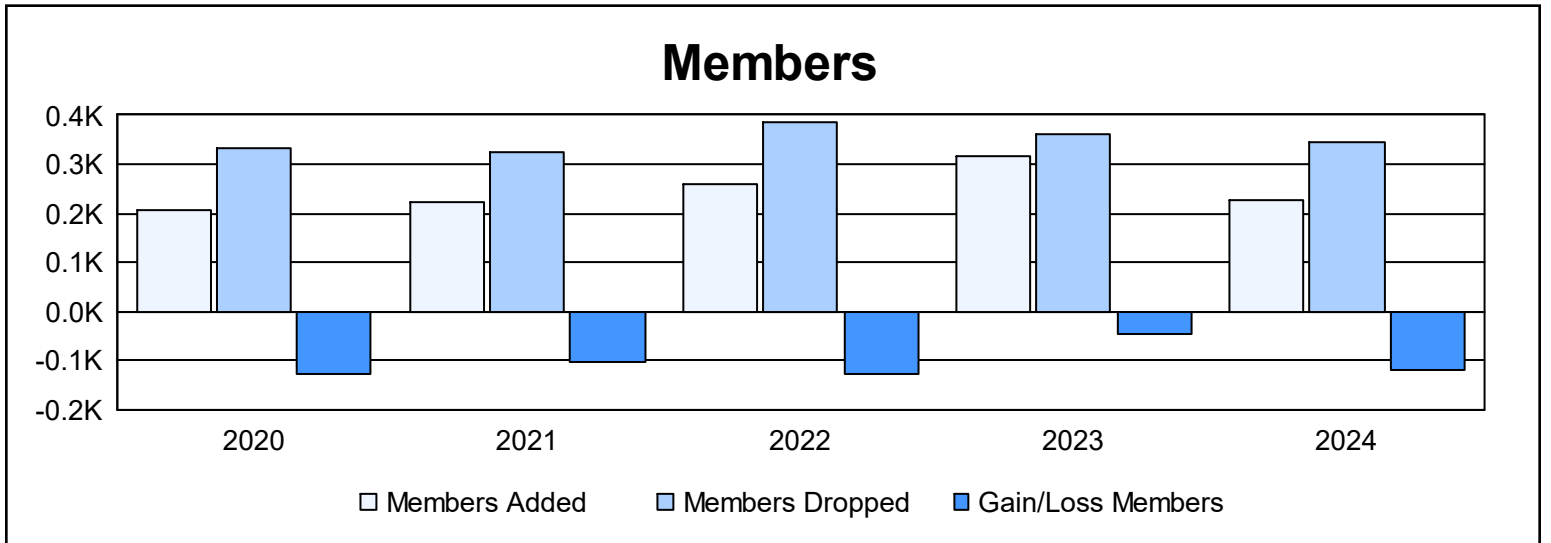
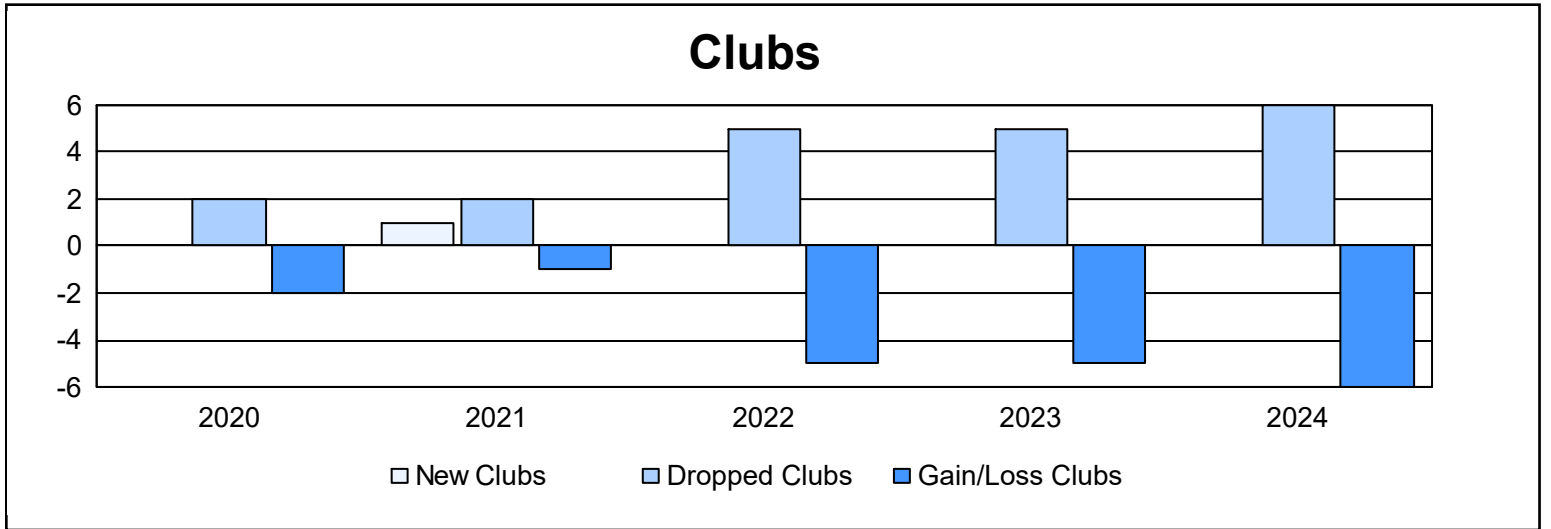
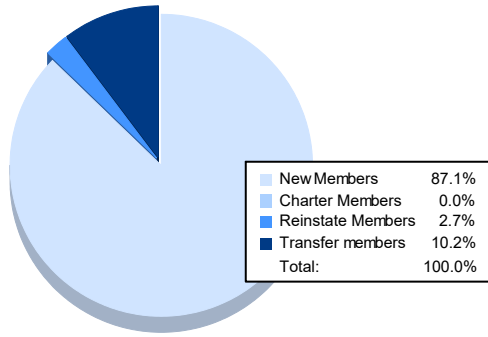


Year	New Clubs	Dropped Clubs	Gain/ Loss Clubs	New Members	Charter Members	Reinstate Members	Transfer Members	Total Member Added	Total Members Dropped	Gain/ Loss Members
2019-2020	0	2	-2	152	4	30	20	206	334	-128
2020-2021	1	2	-1	169	21	19	14	223	324	-101
2021-2022	0	5	-5	208	6	26	19	259	387	-128
2022-2023	0	5	-5	274	5	13	24	316	362	-46
2023-2024	0	6	-6	196	0	6	23	225	345	-120
<b>Average</b>	<b>0</b>	<b>4</b>	<b>-4</b>	<b>200</b>	<b>7</b>	<b>19</b>	<b>20</b>	<b>246</b>	<b>350</b>	<b>-105</b>



### Membership Composition June 2024 Cumulative



### Gender Composition June 2024 Cumulative

