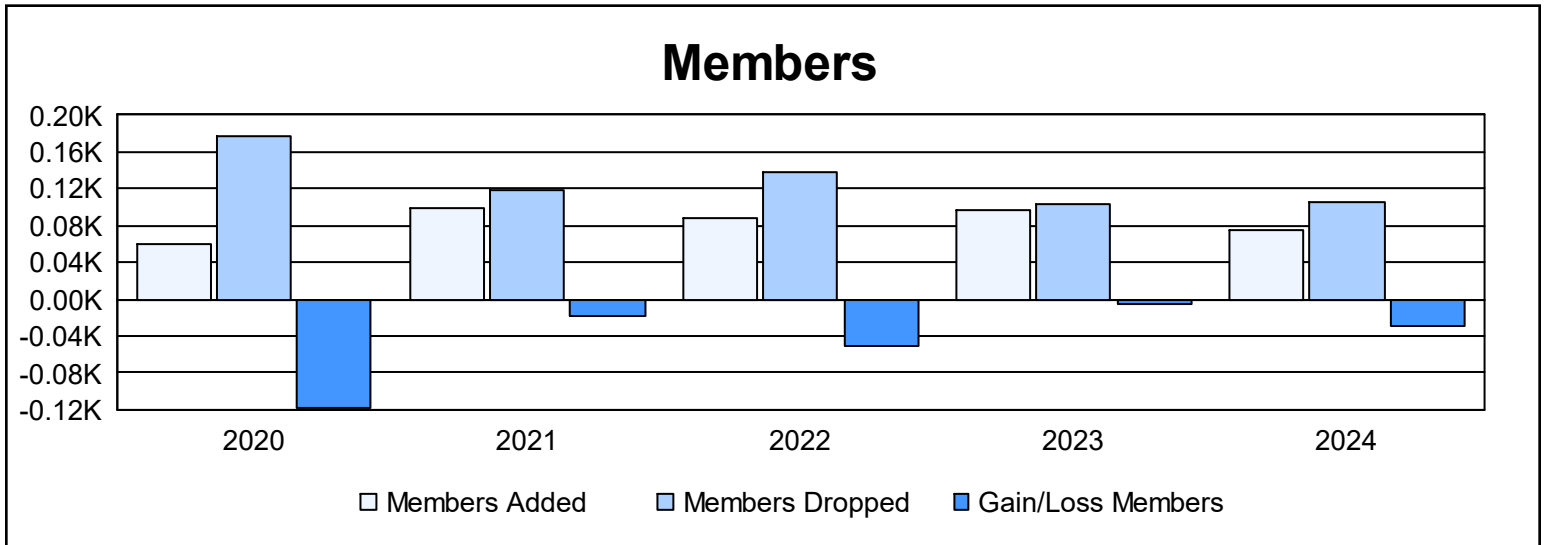
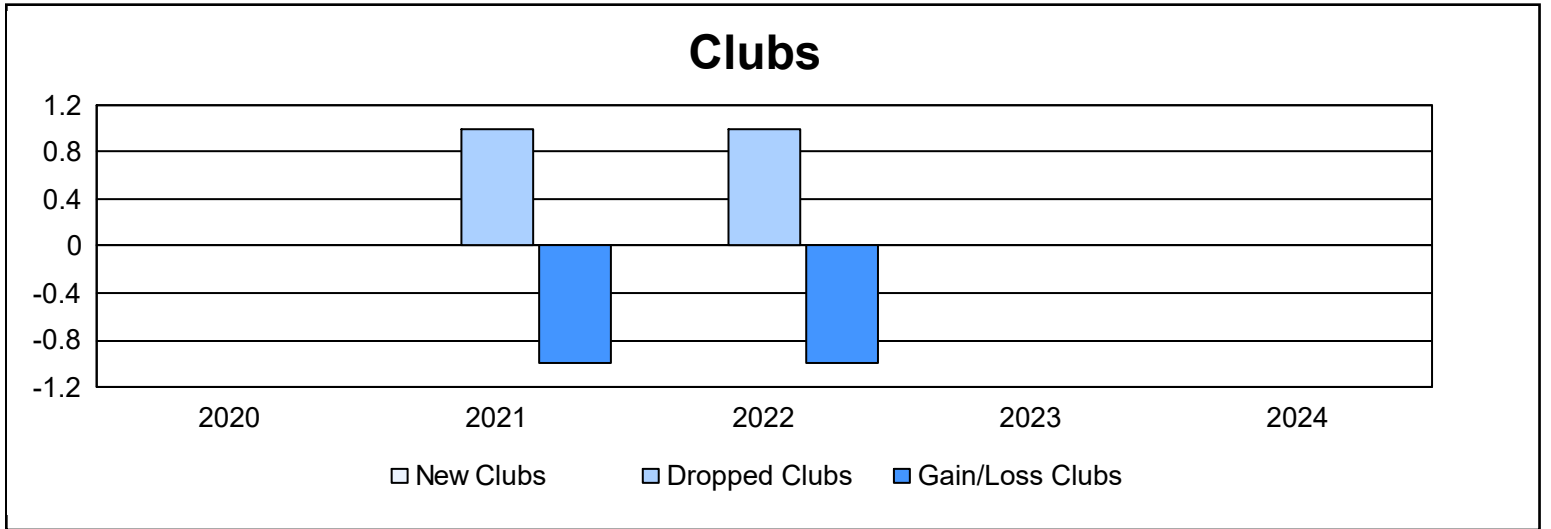
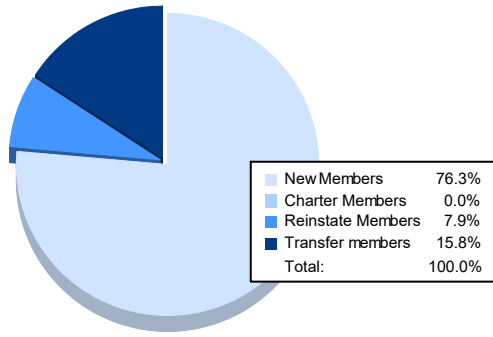


Year	New Clubs	Dropped Clubs	Gain/ Loss Clubs	New Members	Charter Members	Reinstate Members	Transfer Members	Total Member Added	Total Members Dropped	Gain/ Loss Members
2019-2020	0	0	0	47	0	7	6	60	178	-118
2020-2021	0	1	-1	91	0	6	2	99	118	-19
2021-2022	0	1	-1	80	0	5	3	88	139	-51
2022-2023	0	0	0	91	0	2	4	97	103	-6
2023-2024	0	0	0	58	0	6	12	76	106	-30
<b>Average</b>	<b>0</b>	<b>0</b>	<b>0</b>	<b>73</b>	<b>0</b>	<b>5</b>	<b>5</b>	<b>84</b>	<b>129</b>	<b>-45</b>



### Membership Composition June 2024 Cumulative



### Gender Composition June 2024 Cumulative

