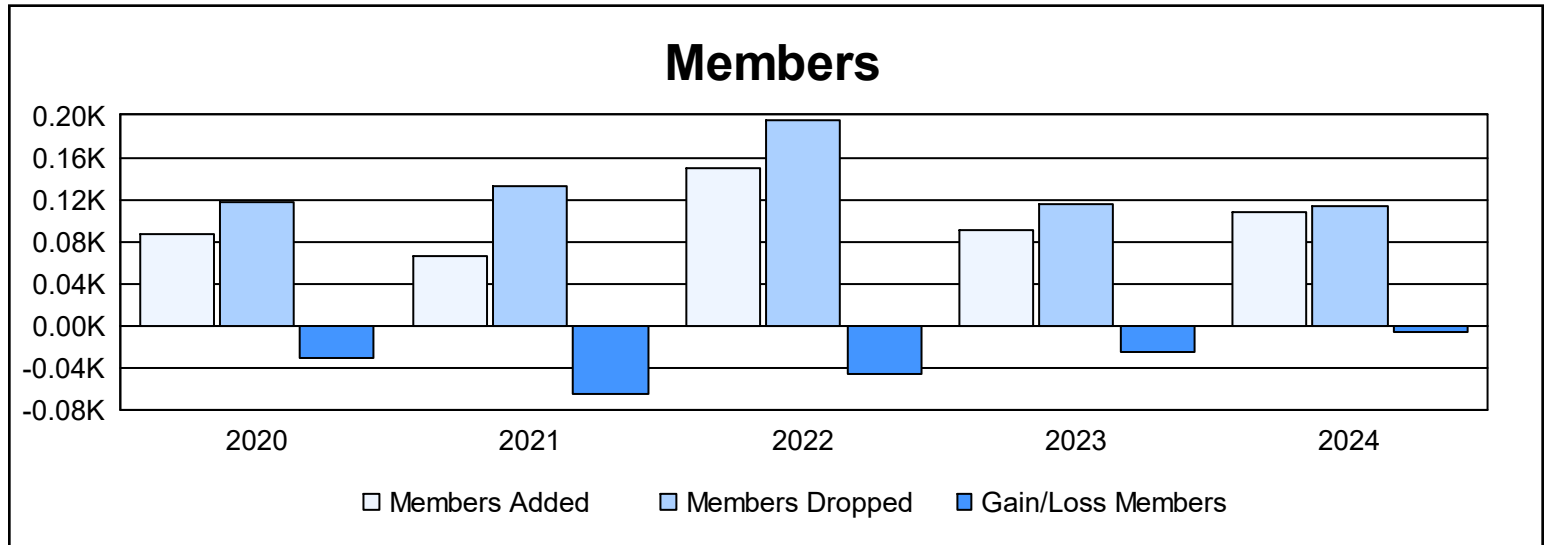
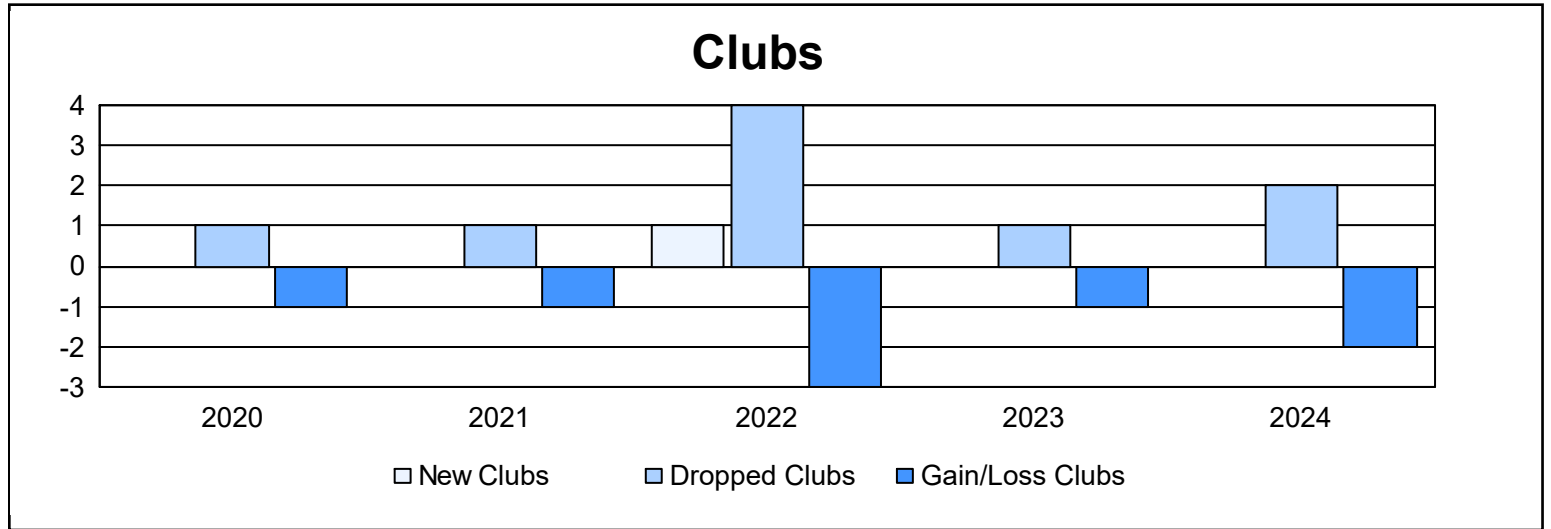
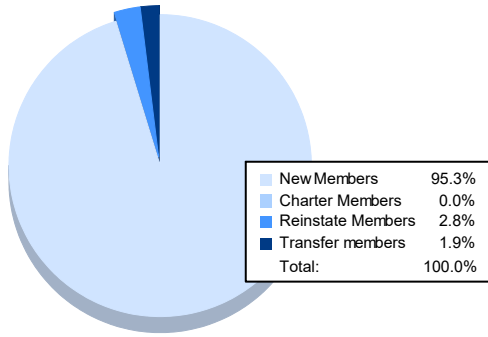


| Year | New Clubs | Dropped Clubs | Gain/ Loss Clubs | New Members | Charter Members | Reinstate Members | Transfer Members | Total Member Added | Total Members Dropped | Gain/ Loss Members |
|----------------|-----------|---------------|------------------|-------------|-----------------|-------------------|------------------|--------------------|-----------------------|--------------------|
| 2019-2020 | 0 | 1 | -1 | 75 | 1 | 3 | 7 | 86 | 117 | -31 |
| 2020-2021 | 0 | 1 | -1 | 60 | 0 | 2 | 4 | 66 | 132 | -66 |
| 2021-2022 | 1 | 4 | -3 | 94 | 25 | 18 | 12 | 149 | 196 | -47 |
| 2022-2023 | 0 | 1 | -1 | 83 | 2 | 3 | 3 | 91 | 116 | -25 |
| 2023-2024 | 0 | 2 | -2 | 102 | 0 | 3 | 2 | 107 | 113 | -6 |
| Average | 0 | 2 | -2 | 83 | 6 | 6 | 6 | 100 | 135 | -35 |



Membership Composition June 2024 Cumulative



Gender Composition June 2024 Cumulative

