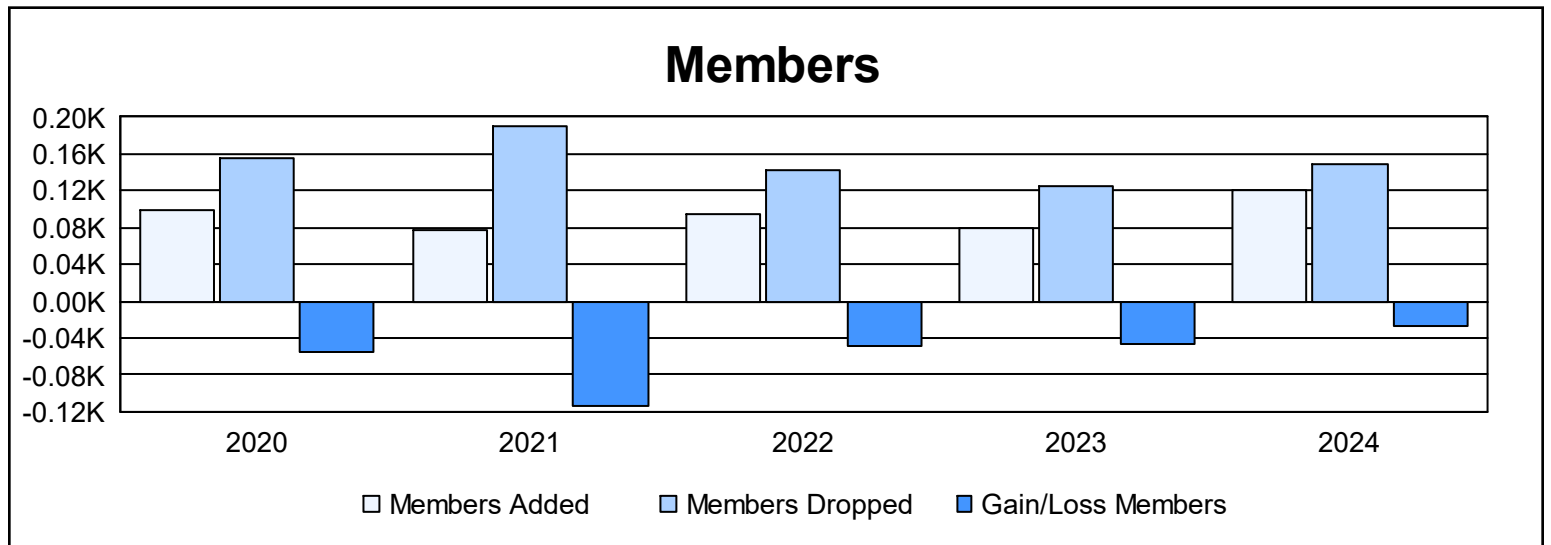
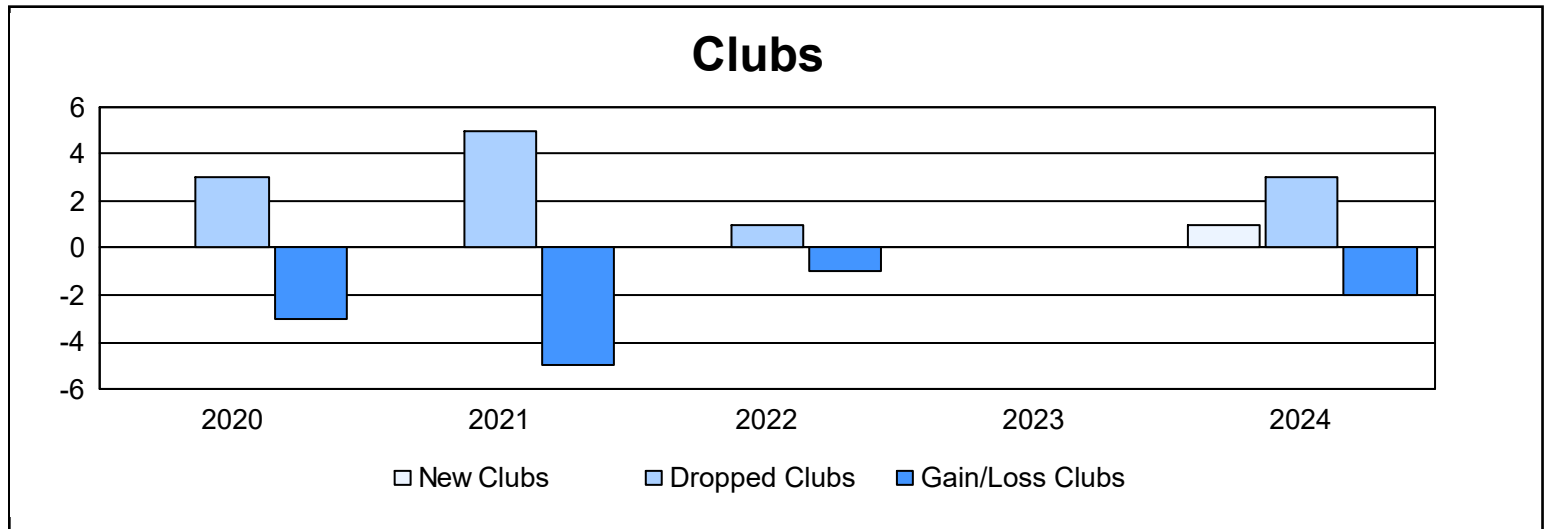
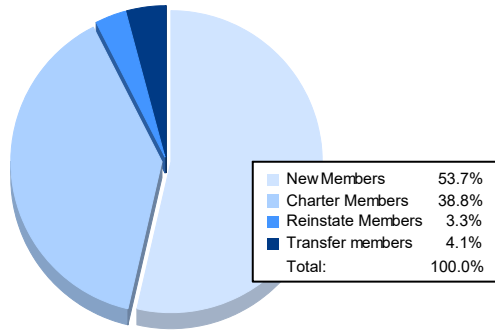


Year	New Clubs	Dropped Clubs	Gain/ Loss Clubs	New Members	Charter Members	Reinstate Members	Transfer Members	Total Member Added	Total Members Dropped	Gain/ Loss Members
2019-2020	0	3	-3	52	1	19	28	100	155	-55
2020-2021	0	5	-5	71	4	1	2	78	191	-113
2021-2022	0	1	-1	82	0	9	4	95	143	-48
2022-2023	0	0	0	78	0	1	1	80	126	-46
2023-2024	1	3	-2	65	47	4	5	121	148	-27
<b>Average</b>	<b>0</b>	<b>2</b>	<b>-2</b>	<b>70</b>	<b>10</b>	<b>7</b>	<b>8</b>	<b>95</b>	<b>153</b>	<b>-58</b>



### Membership Composition June 2024 Cumulative



### Gender Composition June 2024 Cumulative

