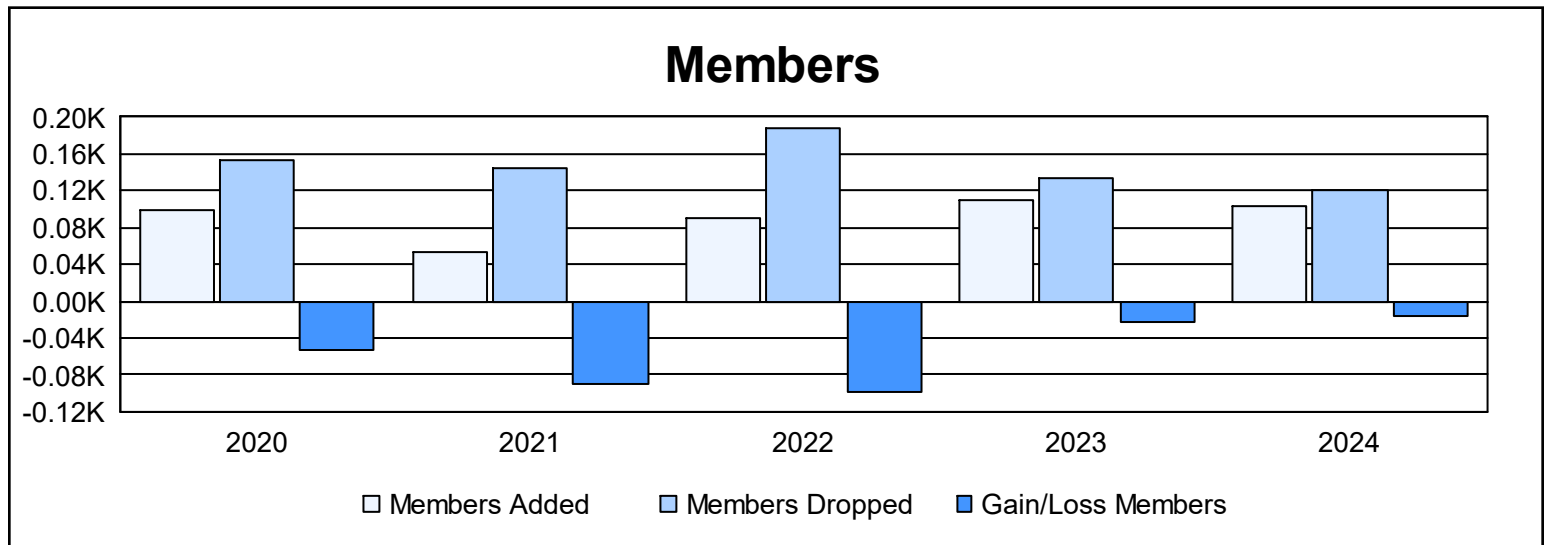
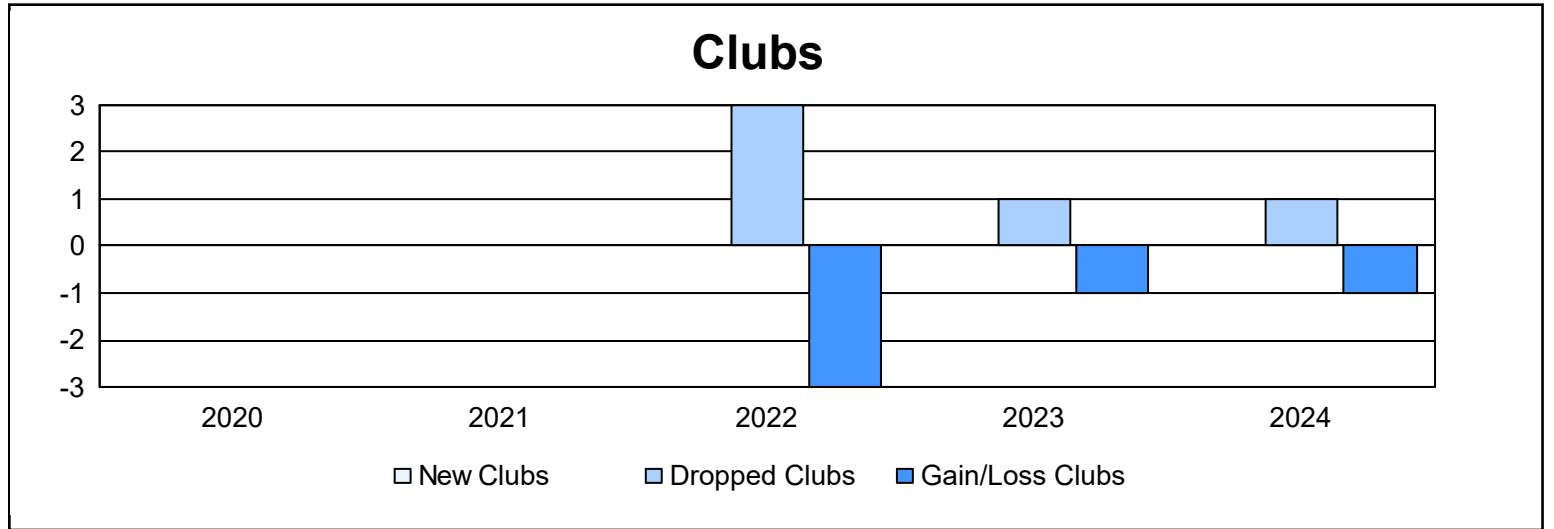
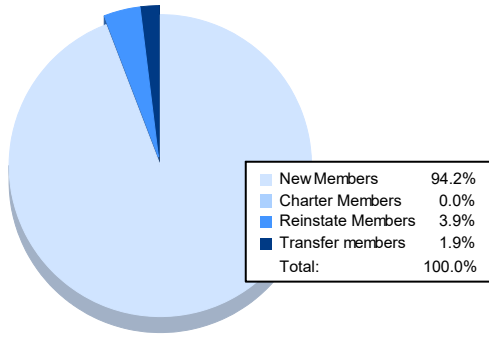


Year	New Clubs	Dropped Clubs	Gain/ Loss Clubs	New Members	Charter Members	Reinstate Members	Transfer Members	Total Member Added	Total Members Dropped	Gain/ Loss Members
2019-2020	0	0	0	87	0	9	3	99	153	-54
2020-2021	0	0	0	39	0	4	11	54	145	-91
2021-2022	0	3	-3	78	0	7	5	90	189	-99
2022-2023	0	1	-1	96	0	3	11	110	133	-23
2023-2024	0	1	-1	97	0	4	2	103	120	-17
<b>Average</b>	<b>0</b>	<b>1</b>	<b>-1</b>	<b>79</b>	<b>0</b>	<b>5</b>	<b>6</b>	<b>91</b>	<b>148</b>	<b>-57</b>



### Membership Composition June 2024 Cumulative



### Gender Composition June 2024 Cumulative

