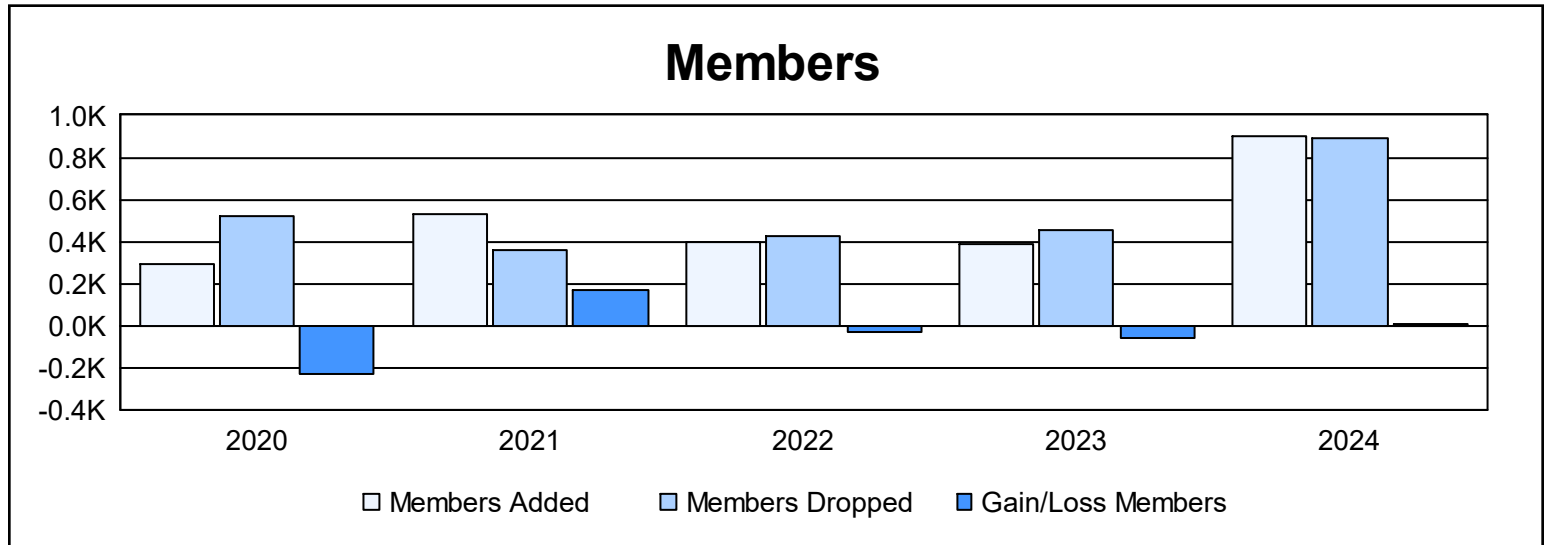
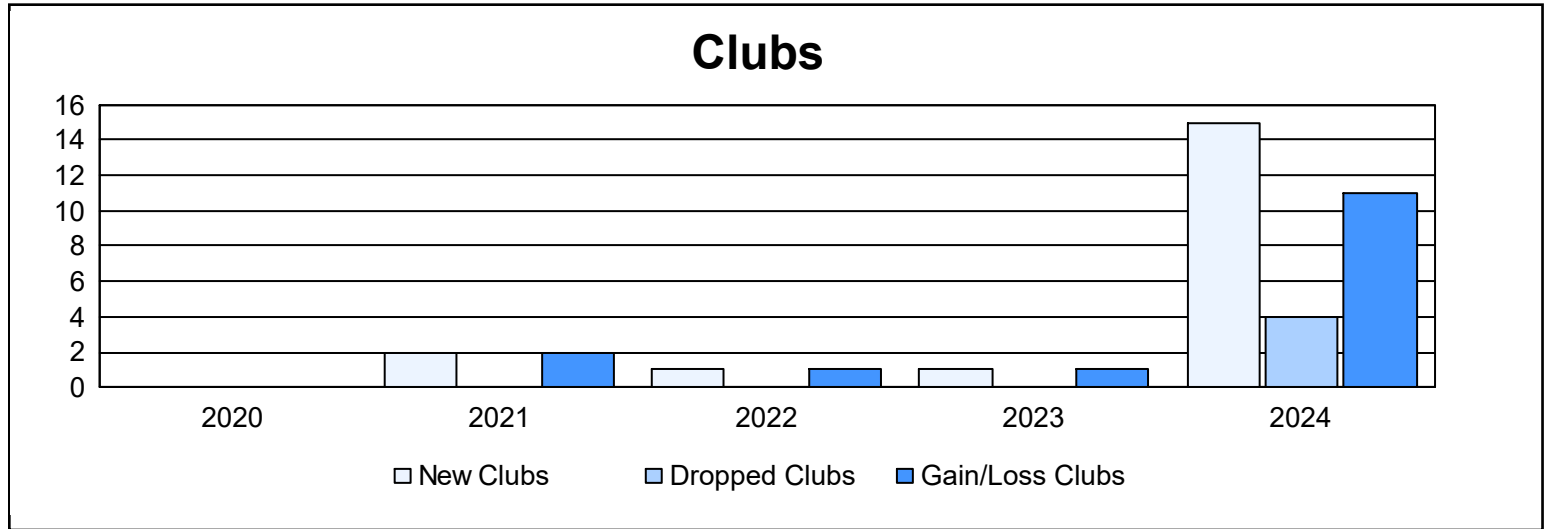
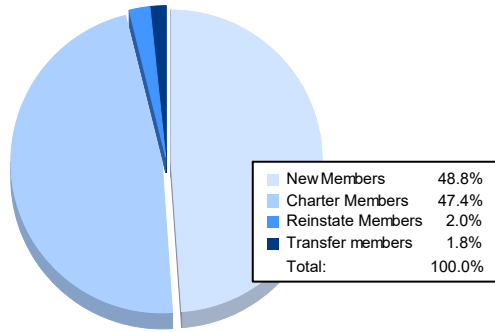


Year	New Clubs	Dropped Clubs	Gain/ Loss Clubs	New Members	Charter Members	Reinstate Members	Transfer Members	Total Member Added	Total Members Dropped	Gain/ Loss Members
2019-2020	0	0	0	271	2	17	6	296	522	-226
2020-2021	2	0	2	440	67	12	8	527	359	168
2021-2022	1	0	1	306	36	45	12	399	429	-30
2022-2023	1	0	1	317	38	14	21	390	452	-62
2023-2024	15	4	11	438	426	18	16	898	890	8
<b>Average</b>	<b>4</b>	<b>1</b>	<b>3</b>	<b>354</b>	<b>114</b>	<b>21</b>	<b>13</b>	<b>502</b>	<b>530</b>	<b>-28</b>



### Membership Composition June 2024 Cumulative



### Gender Composition June 2024 Cumulative

