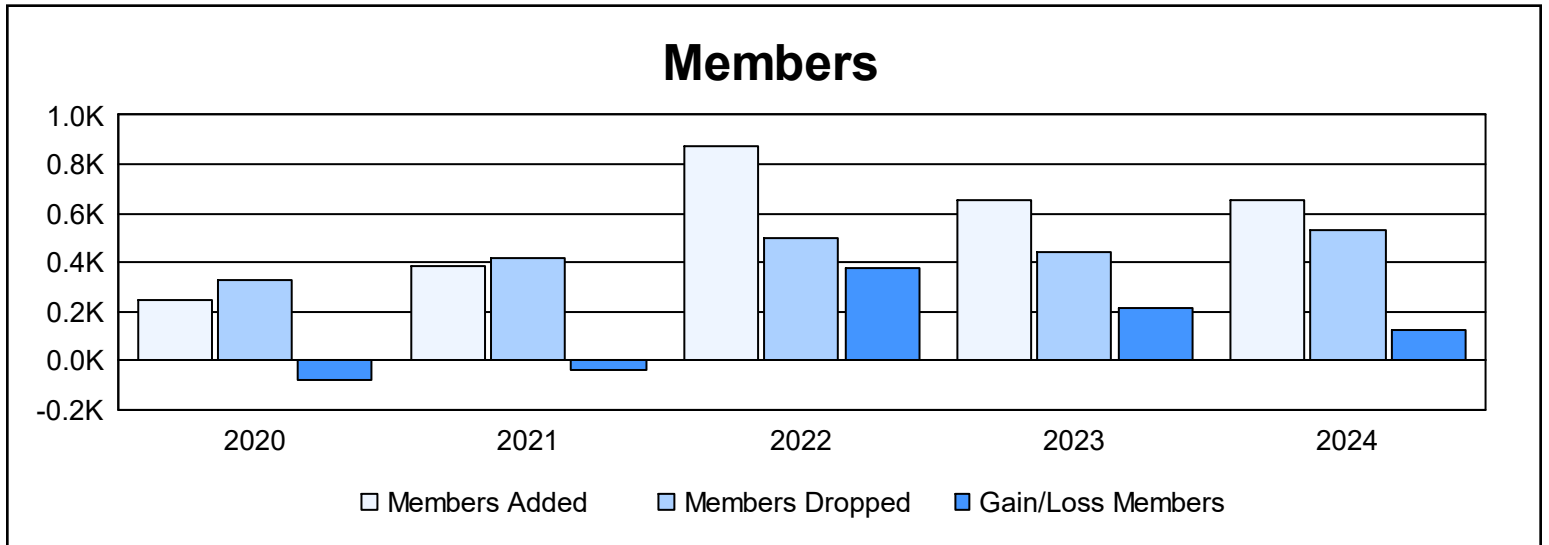
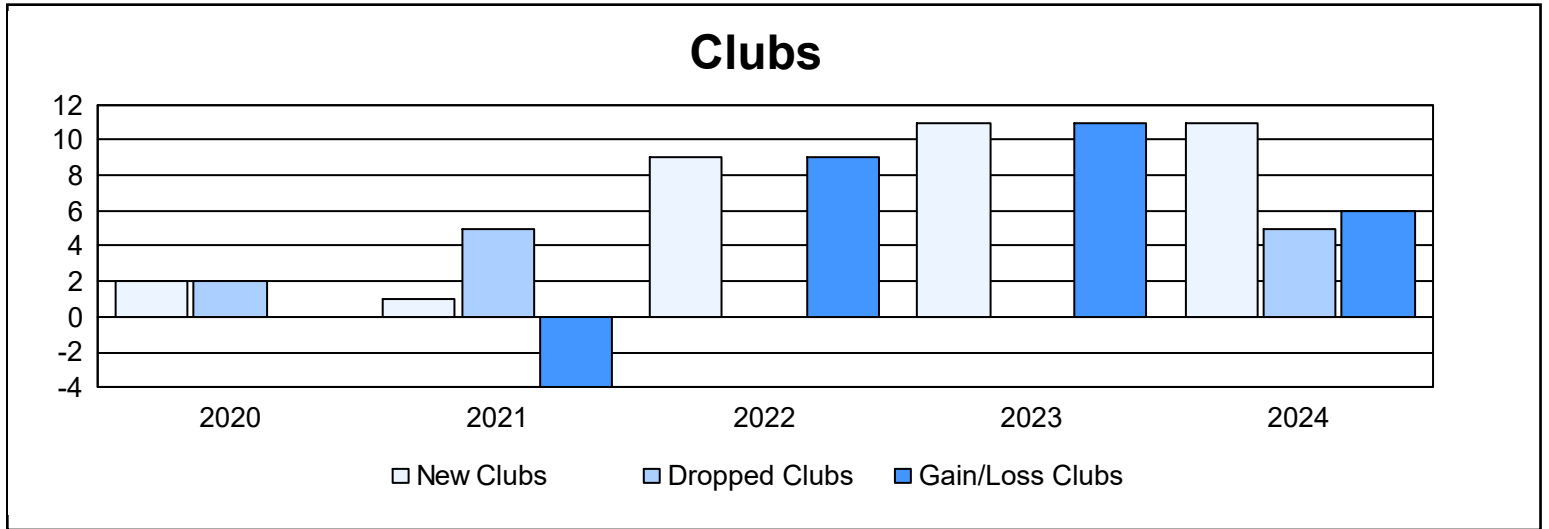
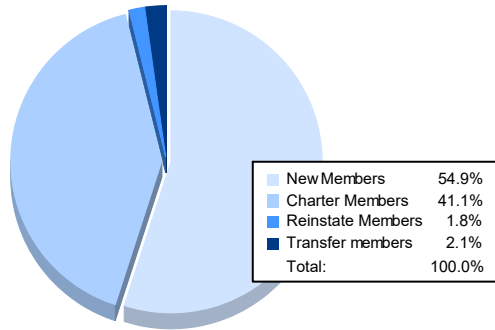


Year	New Clubs	Dropped Clubs	Gain/ Loss Clubs	New Members	Charter Members	Reinstate Members	Transfer Members	Total Member Added	Total Members Dropped	Gain/ Loss Members
2019-2020	2	2	0	194	47	5	2	248	330	-82
2020-2021	1	5	-4	273	68	29	11	381	421	-40
2021-2022	9	0	9	493	265	82	36	876	499	377
2022-2023	11	0	11	313	293	21	29	656	441	215
2023-2024	11	5	6	359	269	12	14	654	532	122
<b>Average</b>	<b>7</b>	<b>2</b>	<b>4</b>	<b>326</b>	<b>188</b>	<b>30</b>	<b>18</b>	<b>563</b>	<b>445</b>	<b>118</b>



### Membership Composition June 2024 Cumulative



### Gender Composition June 2024 Cumulative

