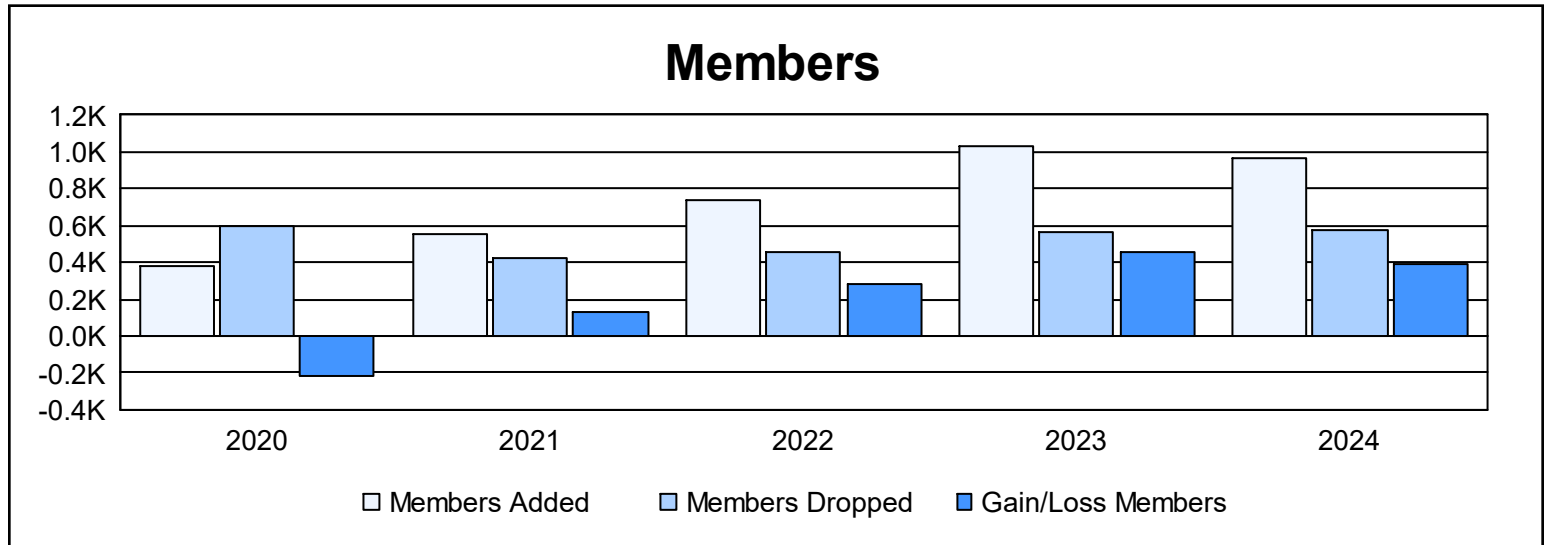
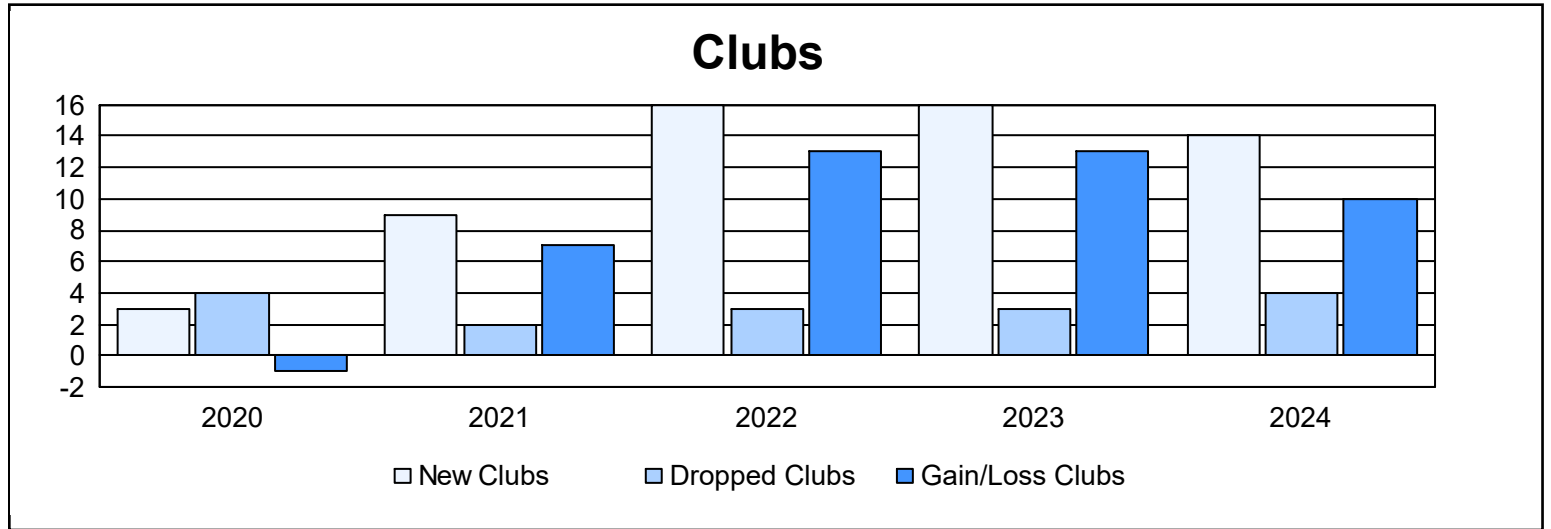
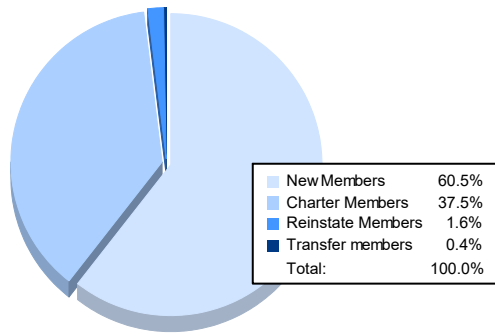


| Year | New Clubs | Dropped Clubs | Gain/ Loss Clubs | New Members | Charter Members | Reinstate Members | Transfer Members | Total Member Added | Total Members Dropped | Gain/ Loss Members |
|----------------|-----------|---------------|------------------|-------------|-----------------|-------------------|------------------|--------------------|-----------------------|--------------------|
| 2019-2020 | 3 | 4 | -1 | 233 | 116 | 28 | 1 | 378 | 595 | -217 |
| 2020-2021 | 9 | 2 | 7 | 250 | 264 | 34 | 3 | 551 | 425 | 126 |
| 2021-2022 | 16 | 3 | 13 | 308 | 424 | 6 | 5 | 743 | 456 | 287 |
| 2022-2023 | 16 | 3 | 13 | 545 | 406 | 68 | 8 | 1,027 | 568 | 459 |
| 2023-2024 | 14 | 4 | 10 | 583 | 361 | 15 | 4 | 963 | 577 | 386 |
| Average | 12 | 3 | 8 | 384 | 314 | 30 | 4 | 732 | 524 | 208 |



Membership Composition June 2024 Cumulative



Gender Composition June 2024 Cumulative

