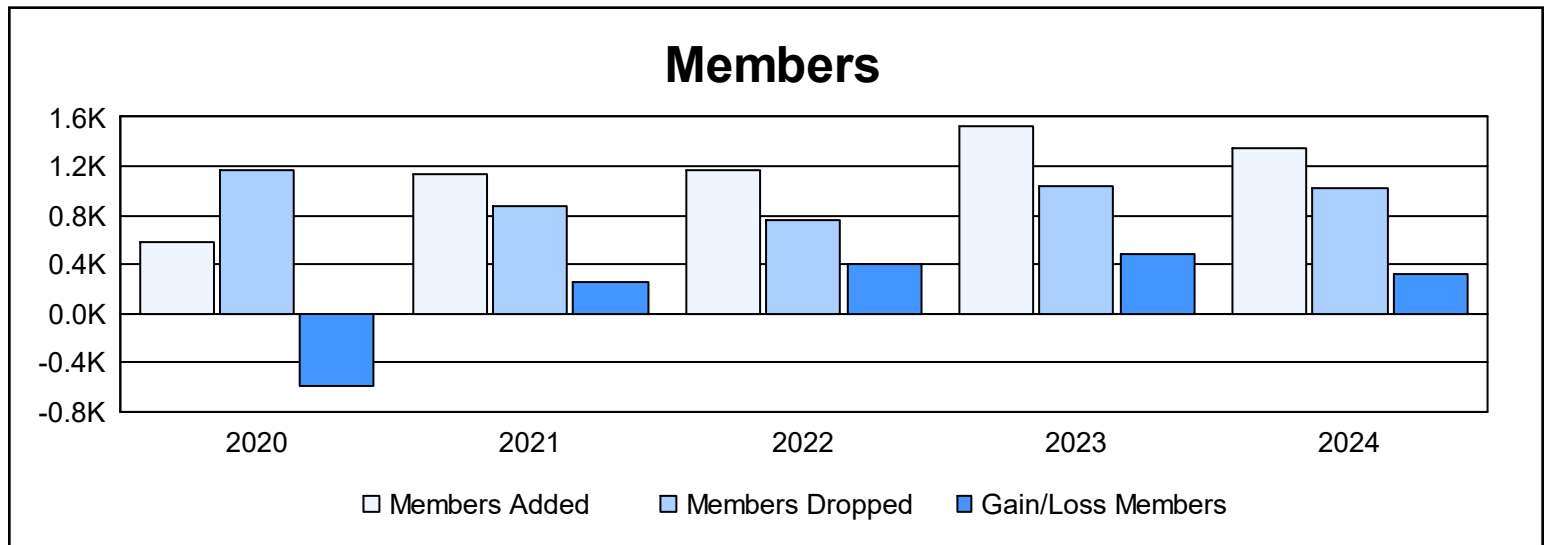
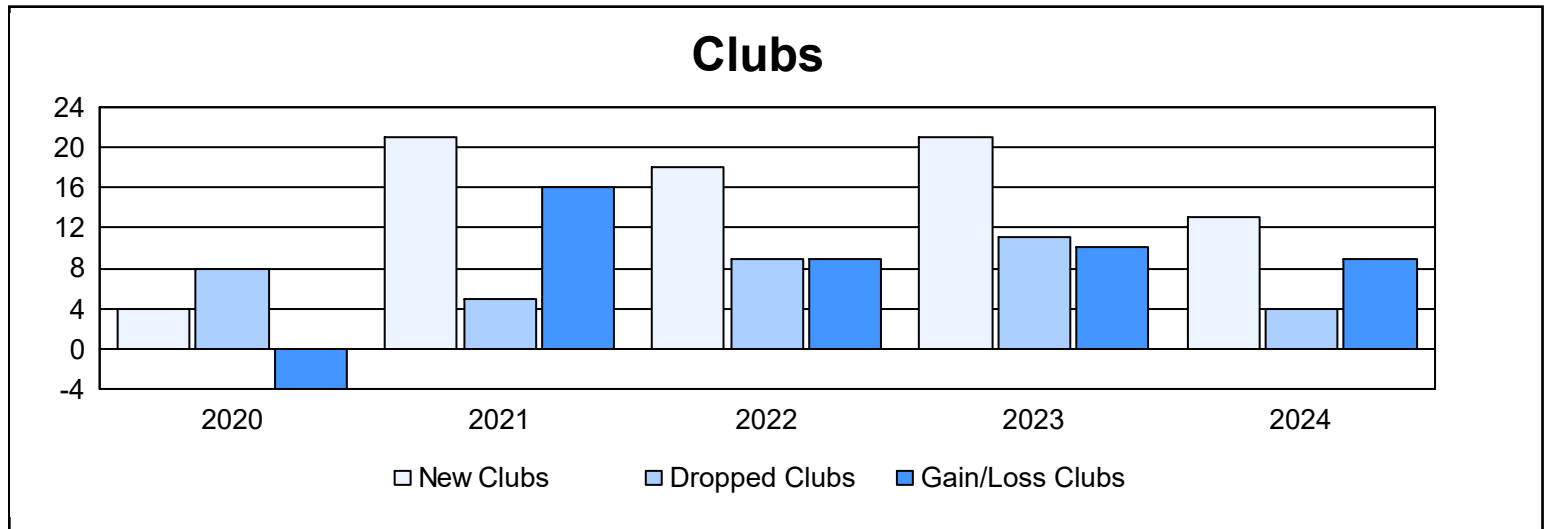
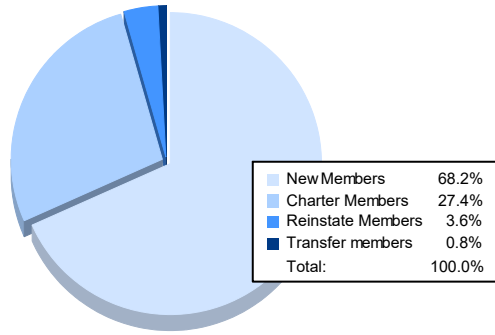


| Year | New Clubs | Dropped Clubs | Gain/ Loss Clubs | New Members | Charter Members | Reinstate Members | Transfer Members | Total Member Added | Total Members Dropped | Gain/ Loss Members |
|----------------|-----------|---------------|------------------|-------------|-----------------|-------------------|------------------|--------------------|-----------------------|--------------------|
| 2019-2020 | 4 | 8 | -4 | 338 | 168 | 63 | 8 | 577 | 1,163 | -586 |
| 2020-2021 | 21 | 5 | 16 | 579 | 506 | 48 | 7 | 1,140 | 880 | 260 |
| 2021-2022 | 18 | 9 | 9 | 674 | 441 | 44 | 7 | 1,166 | 762 | 404 |
| 2022-2023 | 21 | 11 | 10 | 842 | 644 | 38 | 4 | 1,528 | 1,041 | 487 |
| 2023-2024 | 13 | 4 | 9 | 917 | 368 | 48 | 11 | 1,344 | 1,026 | 318 |
| Average | 15 | 7 | 8 | 670 | 425 | 48 | 7 | 1,151 | 974 | 177 |



Membership Composition June 2024 Cumulative



Gender Composition June 2024 Cumulative

